




**TOYOTA**

2026 C-HR

2026 C-HR

# Where edge meets energy.

With bold lines, responsive all-electric power and forward-thinking features, C-HR turns your everyday drive into an inspiring ride.



# Built for What's Next

Start Your Day Ready Level 2 chargers make recharging easier than ever. <sup>1</sup>



Info 2

# Electric exhilaration.



## Powerful All-Electric Performance

With 338 net combined system horsepower, C-HR can go from 0–60 mph in just 4.9 seconds.<sup>3</sup> Its low, planted stance and sharp handling level up every drive.



## Standard All-Wheel Drive

Feel the control that keeps you ahead of the pack. C-HR's All-Wheel Drive (AWD) helps optimize traction so you can handle everything else.



## Capable Range

Go the distance—your way. With an EPA-estimated 273-mile total driving range rating for XSE and an EPA-estimated 287-mile total driving range rating for SE,<sup>4</sup> C-HR is built to flex with your day.



## Adjustable Regenerative Braking

The distinct driving experience of C-HR comes from the way it harnesses and delivers electric power. When you're not on the accelerator, regenerative braking will convert kinetic energy to electric energy while the vehicle is coasting, to help you slow down. The paddle shifters on C-HR allow you to adjust the amount of regenerative braking, to dial in your drive.

# Built to elevate every connection.

Seamless technology designed to power your drive and simplify your day.



## Top-Mount Multi-Information Display

Designed for those who lead, not follow. Instantly access your speed, fuel status, charge meter and trip info on a bold, streamlined display that helps you keep your focus sharp and your drive strong.



## Dual Qi Wireless Charging

Designed for a streamlined drive. Standard dual Qi-compatible wireless chargers <sup>9</sup> and three USB-C charge ports <sup>10</sup> help keep your devices powered—so you never miss a beat.



## Rain-Sensing Wipers

C-HR helps you enjoy a clear view, rain or shine. When falling rain is detected, available rain-sensing wipers activate and adjust their speed based on weather and driving conditions.




## Traffic Jam Assist

This available feature helps you navigate the ebb and flow of stop-and-go traffic on controlled-access highways by providing control of the vehicle at speeds under 25 mph. <sup>11</sup> Active Drive Connect trial or subscription required. <sup>12</sup> 4G network dependent.



### Panoramic View Monitor

C-HR's available Panoramic View Monitor (PVM) <sup>13</sup> uses cameras on the front, sides and rear to display a panoramic overhead view of what's going on around you.



### Digital Key Capability

Standard on C-HR with a Remote Connect trial or subscription, <sup>14</sup> the Toyota app <sup>15</sup> lets your smartphone and smartwatch act like your key. You can lock/unlock doors, heat up the cabin on cold winter mornings, and even share your keys with a friend—all from inside the app. 3-year Remote Connect trial included. <sup>14</sup> 4G network dependent.



### Convenient Power Back Door


With the push of a button, C-HR's power back door grants you easy access to your trunk so you can load up your latest finds.

# Exterior



## Sleek Silhouette

Designed to cut through convention. With a striking front end, low-slung rear and aerodynamic flow, C-HR doesn't just look the part—it's engineered to react fast, turn heads and stay front and center.



## 20-In. Gunmetal-Finished Multi-Spoke Wheels

Stepping up your game from the ground up. C-HR's striking available 20-in. gunmetal-finished multi-spoke wheels elevate its presence with unmatched edge and attitude.



## Low-Profile Roof Rails


Style in every line. Low-profile roof rails blend seamlessly into C-HR's sculpted design, enhancing its bold, refined aesthetic.



## Striking Black Badging


Sleek and assertive, C-HR's dramatic black badging is the kind of detail that sets you apart from the crowd.

# Interior




## Modern Interior

Step into a space that feels as smart as it looks. With a top-mount Multi-Information Display, expansive screens and tech-forward cabin design, C-HR immerses you in a world of intelligent design. Available customizable ambient lighting lets you create a dynamic ambiance to set the tone for every drive.




## Fixed-Glass Panoramic Roof

Sunshine by day. City lights by night. C-HR's available fixed-glass panoramic moonroof with power sunshade lets you soak in vibrant energy wherever you go.




## Premium Seats

Kick off your day in comfort. C-HR's available synthetic suede/SofTex®-trimmed seats add refined edge to every drive, while a standard 8-way power driver's seat and an available 8-way power passenger seat let you dial in your settings quickly and effortlessly.



## Heated Front Seats and Steering Wheel

Warmth that moves with you. C-HR's heated front seats and steering wheel heat up your routine, making cold mornings feel effortless and inviting.



## Ample Cargo Space

Sleek and spacious, C-HR's 25.4 cu. ft. of cargo space behind the rear seats <sup>20</sup> fits exactly what you need without slowing your style.

# Connect with confidence.

## NACS Charging Port-Supercharger Network

C-HR's North American Charging Standard (NACS) port <sup>24</sup> gives you access to thousands of charging stations nationwide, making fast charging feel as effortless as your drive.



## At-Home Charging Capability

Simple, flexible and built around your routine, C-HR is capable of charging on Level 1 or Level 2 AC power sources. Whether you're using a standard outlet or stepping it up with a professionally installed Level 2 home charger, charging back up happens on your time. <sup>1</sup>

## Plug & Charge Capability

Seamless, secure and designed to keep your day moving. Plug & Charge capability automatically identifies, authenticates and authorizes payment at compatible charging stations without the need for multiple mobile charging applications. <sup>25</sup> Plug & Charge requires an active Remote Connect trial or subscription and account registration on the Toyota app. <sup>14</sup> <sup>15</sup> 4G network dependent.



## Dual-Voltage Charging Cable

C-HR comes with a portable charging cable with adapters that support Level 1 or Level 2 charging. <sup>26</sup> Whether you're parked in your driveway or out and about, you're always ready to plug in.

### Battery Preconditioning

Fast charging, even in the cold. With an active Drive Connect trial or subscription <sup>12</sup> and account registration on the Toyota app, <sup>15</sup> C-HR's battery preconditioning <sup>28</sup> system is designed to bring your battery to the optimal temperature for DC Fast Charging. <sup>29</sup> Activate it manually or set a DC fast charger as your destination, and C-HR will start the process automatically. 4G network dependent.

### Charge Scheduling


Charge scheduling is designed to help you take advantage of available off-peak electricity rates while plugged in. By using the in-vehicle menus or Toyota app, <sup>15</sup> you can schedule, start and stop charging times. And if you need to charge right away, simply select "Charge Now."

# Safety & Convenience




## Available Driver's-Seat Memory

Lock in your comfort zone. Save your ideal seat and mirror settings—and recall them instantly with the press of a button.



## Blind Spot Monitor With Rear Cross-Traffic Alert

C-HR's Blind Spot Monitor (BSM)<sup>30</sup> warns you when a vehicle enters your blind spot, and Rear Cross-Traffic Alert (RCTA)<sup>31</sup> helps detect vehicles approaching from the sides as you reverse. Additionally, Safe Exit Alert (SEA)<sup>32</sup> helps alert passengers of approaching vehicles or cyclists when a door is opening.



## Battery Warranty


Peace of mind for the long road ahead. C-HR's Electric Vehicle Driving Components, including the traction battery, are covered under warranty for 8 years or 100,000 miles, whichever comes first.<sup>33</sup>

# Audio Multimedia



## SiriusXM® 3-Month Trial Subscription

SiriusXM®<sup>35</sup> has premium entertainment that you won't hear anywhere else. With a 3-month trial, you get 425+ channels, including 165+ channels in your vehicle, to enjoy ad-free music, plus sports, news, comedy and more. Experience even more on the SiriusXM® app, featuring expertly curated podcasts, Xtra channels of music, Artist Stations, SiriusXM® video and more.



## 14-In. Toyota Audio Multimedia Screen

C-HR's 14-in. multimedia touchscreen elevates every interaction. Its customizable display puts entertainment, directions and controls front and center, with crisp visuals and seamless voice commands.<sup>36</sup>




## Wireless Android Auto™

Android Auto™<sup>37</sup> connects to your Android™ smartphone,<sup>38</sup> granting you easy access to music and applications—so you can maximize every moment.



## Wireless Apple CarPlay®


Experience seamless connectivity with Apple CarPlay®<sup>39</sup> integration, which effortlessly links you to Apple Music®,<sup>40</sup> Maps, Messages and an array of iPhone®<sup>41</sup> applications.



## JBL® Premium Audio System


Enhance the soundtrack to every adventure with C-HR's available JBL®<sup>42</sup> Premium Audio system. With nine speakers, an amplifier and a subwoofer, this next-gen system brings your audio to life.

# Toyota Safety Sense™ 3.0 <sup>46</sup>



## Pre-Collision System With Pedestrian Detection

PCS w/PD <sup>47</sup> can alert you to potential collisions and may automatically brake.




## Full-Speed Range Dynamic Radar Cruise Control

DRCC <sup>48</sup> helps maintain a preset distance from the vehicle ahead of you, from highway speeds down to a full stop.



## Lane Departure Alert With Steering Assist

LDA w/SA <sup>49</sup> may alert you to inadvertent lane departures and make minor steering corrections to help keep you in your lane.



## Lane Tracing Assist


LTA <sup>50</sup> helps you center the vehicle within its lane while DRCC <sup>51</sup> is active.

## MORE FEATURES



### Road Sign Assist

RSA <sup>52</sup> can recognize certain road signs and display them to you inside the vehicle.



### Automatic High Beams

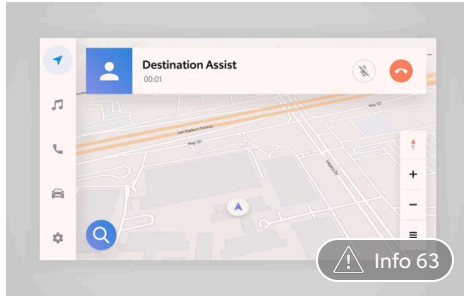
AHB <sup>53</sup> can automatically toggle between high and low beams based on the vehicle's surroundings.



### Proactive Driving Assist

PDA <sup>54</sup> may provide gentle braking and/or steering to help control distance between your vehicle and a vehicle, pedestrian or bicyclist ahead of you.

# Connected Services



## Drive Connect

With a Drive Connect trial or subscription,<sup>12</sup> the Cloud Navigation<sup>55</sup> and Intelligent Assistant<sup>56</sup> features help you find where you need to be, while Destination Assist<sup>57</sup> allows you to talk to a live agent while they help you find your destination's coordinates and offer directions on how to get there. 3-year Drive Connect trial included. 4G network dependent.



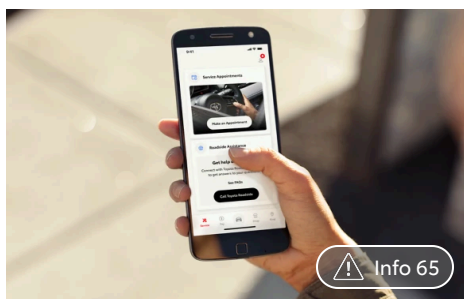
## Wi-Fi Connect

Turn C-HR into a hotspot. With an active Wi-Fi Connect trial or subscription,<sup>58</sup> you can easily connect up to five devices. And, depending on your existing mobile provider, you can add the Wi-Fi Connect subscription to your current mobile plan. We'll even include an up-to-30-day or 3-GB trial to get you started. 4G network dependent.



## Safety Connect®

Connect to our 24/7 response center in case of an accident or emergency with the press of a button.<sup>59</sup> You also get 24/7 Roadside Assistance<sup>60</sup> and Stolen Vehicle Locator<sup>61</sup> to give you peace of mind that help is on the way. Activation required. 5-year-minimum trial included. 4G network dependent.



## Service Connect

Stay up to date with your C-HR information, such as status and alerts, maintenance reminders and more. It's a convenient way to help make sure your C-HR is running at its best.<sup>62</sup> 5-year-minimum trial included. 4G network dependent.



## Remote Connect

C-HR is up to speed with the latest tech. With an active Remote Connect trial or subscription,<sup>14</sup> you can start the engine, lock/unlock doors and locate your vehicle using the Toyota app<sup>15</sup> through your compatible smartphone or smartwatch. 3-year Remote Connect trial included.

# Beyond Zero



BEYOND ZERO

Beyond Zero is Toyota's vision to reach carbon neutrality with our products, services and operations, and go beyond, as we find new ways to make a positive impact on our planet and society. The All-Electric C-HR is one of the many ways we are reducing carbon emissions to drive toward our Beyond Zero vision.

We currently offer more low and zero emission vehicles combined than any other automaker, to give customers numerous choices to reduce their carbon footprint.

## Battery EV

C-HR is a part of the BEV family.

## The Power Of Choice

Our lineup brings you more than just your choice of electrified powertrains: Hybrid EV, Plug-in Hybrid EV, Battery EV and Fuel Cell EV. Whatever you're looking for in a ride—size, style, efficiency, speed—there's a vehicle to suit your lifestyle that allows you to put more electrified miles on the road.

## Going Above and Beyond

Whether Toyota is decreasing its single-use plastic waste, supporting water conservation efforts, or expanding programs that protect biodiversity, we are committed to reducing our environmental footprint and creating a positive impact on society. See Environmental Sustainability ([toyota.com](https://toyota.com)) for more information.

## C-HR GRADES



### SE

#### Mechanical Features

- ✓ All-Wheel Drive
- ✓ Dual-voltage charging cable with Level 1 and Level 2 charging capability <sup>26</sup>
- ✓ Battery type: Lithium-ion
- ✓ North American Charging System charging port compatibility

#### Exterior Features

- ✓ North American Charging Standard (NACS) charging port <sup>24</sup>
- ✓ LED projector low- and high-beam headlights, Automatic High Beams (AHB), <sup>53</sup> and auto on/off
- ✓ LED Daytime Running Lights (DRL) accent lighting with on/off feature
- ✓ Height-adjustable power liftgate <sup>67</sup> with jam protection
- ✓ Color-keyed outside door handles with touch-sensor lock/unlock feature on all doors

#### Interior Features

- ✓ Top-mount Multi-Information Display (MID) with indicators and 7-in. LCD display with speedometer, charge meter, power output meter, drive mode indicators, instrumentation and customizable settings, odometer, tripmeters, clock, outside temperature, rear passenger seatbelt indicators, fuel economy information, trip timer, charging information and settings, and warning messages
- ✓ Heated front seats
- ✓ Digital Key <sup>68</sup> capability
- ✓ Overhead console with maplights, Safety Connect<sup>®</sup> <sup>59</sup> button and power sunshade controls

#### Audio Multimedia

- ✓ 14-in. Toyota Audio Multimedia with six speakers, with wireless Apple CarPlay<sup>®</sup> <sup>39</sup> & Android Auto<sup>™</sup> <sup>37</sup> compatibility, SiriusXM<sup>®</sup> <sup>35</sup> 3-month trial subscription. See [toyota.com/connected-services](https://toyota.com/connected-services) for details.

#### Connected Services

- ✓ Service Connect <sup>62</sup>
- ✓ Remote Connect <sup>14</sup>
- ✓ Drive Connect <sup>12</sup>
- ✓ Wi-Fi Connect <sup>58</sup>
- ✓ Safety Connect<sup>®</sup> <sup>59</sup>

#### Safety/Convenience

- ✓ Toyota Safety Sense<sup>™</sup> 3.0 (TSS) <sup>46</sup>
- ✓ Blind Spot Monitor (BSM) <sup>30</sup> with Rear Cross-Traffic Alert (RCTA) <sup>31</sup>
- ✓ Front and Rear Parking Assist with Automatic Braking (PA w/AB): <sup>69</sup> audible and visual warnings, and in certain conditions may automatically apply the brakes when there is a possibility of contact with a stationary object or vehicle.

#### Options and Packages

- ✓ Headlight cleaner



### XSE

#### Mechanical Features

- ✓ All-Wheel Drive
- ✓ Dual-voltage charging cable with Level 1 and Level 2 charging capability <sup>26</sup>
- ✓ Battery type: Lithium-ion
- ✓ North American Charging System charging port compatibility

#### Exterior Features

- ✓ 20-in. gunmetal-finished multi-spoke wheels
- ✓ North American Charging Standard (NACS) charging port <sup>24</sup>
- ✓ LED projector low- and high-beam headlights, Automatic High Beams (AHB), <sup>53</sup> and auto on/off
- ✓ LED Daytime Running Lights (DRL) accent lighting with on/off feature
- ✓ Height-adjustable power liftgate <sup>67</sup> with jam protection

#### Interior Features

- ✓ Top-mount Multi-Information Display (MID) with indicators and 7-in. LCD display with speedometer, charge meter, power output meter, drive mode indicators, instrumentation and customizable settings, odometer, tripmeters, clock, outside temperature, rear passenger seatbelt indicators, fuel economy information, trip timer, charging information and settings, and warning messages
- ✓ Heated front seats
- ✓ Digital Key <sup>68</sup> capability
- ✓ Overhead console with maplights, Safety Connect<sup>®</sup> <sup>59</sup> button and power sunshade controls
- ✓ Front and rear ambient lighting with 64 available colors

#### Audio Multimedia

- ✓ 14-in. Toyota Audio Multimedia with six speakers, with wireless Apple CarPlay<sup>®</sup> <sup>39</sup> & Android Auto<sup>™</sup> <sup>37</sup> compatibility, SiriusXM<sup>®</sup> <sup>35</sup> 3-month trial subscription. See [toyota.com/connected-services](https://toyota.com/connected-services) for details.

#### Connected Services

- ✓ Service Connect <sup>62</sup>
- ✓ Remote Connect <sup>14</sup>
- ✓ Drive Connect <sup>12</sup>
- ✓ Wi-Fi Connect <sup>58</sup>
- ✓ Safety Connect<sup>®</sup> <sup>59</sup>


#### Safety/Convenience

- ✓ Toyota Safety Sense<sup>™</sup> 3.0 (TSS) <sup>46</sup>
- ✓ Panoramic View Monitor <sup>13</sup> with 360-degree Overhead View in low-speed drive and reverse, and Curb View
- ✓ Blind Spot Monitor (BSM) <sup>30</sup> with Rear Cross-Traffic Alert (RCTA) <sup>31</sup>
- ✓ Traffic Jam Assist (TJA) <sup>70</sup>


#### Options and Packages

- ✓ Panoramic Roof

*EXTERIOR*




Tandoori with  
Midnight Black  
Metallic roof<sup>71</sup>




Cement with  
Midnight Black  
Metallic roof<sup>71</sup>




Wind Chill Pearl  
with Midnight  
Black Metallic roof<sup>71</sup>




Midnight Black  
Metallic



Overcast



Tandoori




Cement




Wind Chill Pearl<sup>71</sup>


*INTERIOR*



Black  
Fabric/SofTex®



Black Synthetic  
Suede/SofTex®



Boulder Synthetic  
Suede/SofTex®

## C-HR FEATURES

S=Standard

A=Available

| Exterior  | SE | XSE |
|---|----|-----|
| Ducktail rear spoiler   | S  | S   |
| Lower rear diffuser   | S  | S   |
| Split roof rear spoiler   | S  | S   |
| Unique hammerhead hood design   | S  | S   |
| Black roof rails with black endcaps   | S  | S   |
| Panoramic fixed glass roof with power sunshade  |    | A   |
| Blackout badging  | S  | S   |
| Unique color-keyed center bumper; thin lower grille   | S  | S   |
| LED taillights and stop lights  | S  | S   |
| LED Daytime Running Lights (DRL) accent lighting with on/off feature  | S  | S   |
| LED projector low- and high-beam headlights, Automatic High Beams (AHB), <sup>53</sup> and auto on/off  | S  | S   |
| Height-adjustable power liftgate <sup>67</sup> with jam protection  | S  | S   |
| Color-keyed outside door handles with touch-sensor lock/unlock feature on all doors   | S  | S   |
| Black heated power outside mirrors with turn signal and blind spot warning indicators <sup>30</sup> and power- folding reverse tilt-down features                             | S  |     |
| Black heated power outside mirrors with turn signal and blind spot warning indicators <sup>30</sup> puddle lights and power- folding reverse tilt-down memory features        |    | S   |
| North American Charging Standard (NACS) charging port <sup>24</sup>   | S  | S   |
| Privacy glass on all rear, side, quarter, and liftgate windows  | S  | S   |
| 18-in. black alloy wheels with covers   | S  |     |
| 20-in. gunmetal-finished multi-spoke wheels   |    | S   |
| Two-toned exterior color <sup>71</sup>  |    | A   |
| <b>Interior</b>   |    |     |
| Overhead console with maplights, Safety Connect® <sup>59</sup> button and power sunshade controls   | S  | S   |
| Digital Key <sup>68</sup> capability — Digital Key <sup>68</sup> enables smartphone to be used instead of a physical key (Remote Connect <sup>14</sup> subscription required) | S  | S   |
| Smart Key System on front doors with Push Button Start, remote keyless entry system with lock, unlock, panic functions and remote air conditioning controls                   | S  | S   |
| Fabric/SofTex®-trimmed seats; 8-way power-adjustable driver's seat with lumbar support; 6-way adjustable front passenger seat   | S  |     |
| Front and rear ambient lighting with 64 available colors  | S  | S   |
| Heated front seats  | S  | S   |
| Heated rear seats   |    | A   |
| Synthetic suede/SofTex®-trimmed seats; 8-way power-adjustable driver's seat with lumbar support; 8-way power-adjustable front passenger seat                                  |    | S   |
| Black carpet flooring with driver-side footrest   | S  | S   |

## C-HR FEATURES

S=Standard

A=Available

| Interior (continued)  | SE | XSE |
|---|----|-----|
| Power windows with auto up/down and jam protection in all positions   | S  | S   |
| One 12V/120W auxiliary power outlet <sup>72</sup> in bottom storage tray  | S  | S   |
| One USB-C media port, and 3 USB-C charge ports <sup>10</sup> — one 15W front/two rear (60W total)   | S  | S   |
| Heated leather-trimmed manual tilt/telescopic 3-spoke steering wheel with regenerative braking paddle switches  | S  | S   |
| Turn signal stalk with headlight controls and one-touch 3-blink lane change turn signals; wiper control stalk   | S  | S   |
| Dual zone Automatic climate control system with dust and pollen filter filtration and rear-seat vents   | S  | S   |
| Top-mount Multi-Information Display (MID) with indicators and 7-in. LCD display with speedometer, charge meter, power output meter, drive mode indicators, instrumentation and customizable settings, odometer, tripmeters, clock, outside temperature, rear passenger seatbelt indicators, fuel economy information, trip timer, charging information and settings, and warning messages | S  | S   |
| Overhead console with maplights, Safety Connect <sup>®</sup> <sup>59</sup> button and power sunshade controls   | S  | S   |
| Rear liftgate door window defogger  | S  | S   |
| Power door locks with shift-linked automatic lock/unlock feature  | S  | S   |
| Auto-dimming rearview mirror  | S  |     |
| Auto-dimming rearview mirror and HomeLink <sup>®</sup> <sup>73</sup> universal transceiver  |    | S   |
| 60/40 split, reclining fold-flat rear seats with center armrest and cup holders   | S  | S   |
| Cargo cover   | S  | S   |
| Black interior door handles   | S  | S   |
| Brushed dashboard design with matte finish  | S  | S   |
| Sun visors with illuminated vanity mirrors  | S  | S   |
| Two Qi-compatible wireless chargers with full charge indicator light <sup>9</sup>   | S  | S   |
| LED front-seat reading lights, dome light and cargo area light  | S  | S   |
| Center console with covered storage compartment, two cup holders, two Qi-compatible wireless chargers <sup>9</sup> and front lower storage tray   | S  | S   |
| Front-door storage pockets with bottle holders  | S  | S   |
| Seatback pockets on driver and passenger sides  | S  | S   |
| Two front and two rear cup holders; two front and two rear bottle holders   | S  | S   |

## Audio Multimedia

14-in. Toyota Audio Multimedia with six speakers, with wireless Apple CarPlay<sup>®</sup> <sup>39</sup> & Android Auto<sup>™</sup> <sup>37</sup> compatibility, SiriusXM<sup>®</sup> <sup>35</sup> 3-month trial subscription. See [toyota.com/connected-services](http://toyota.com/connected-services) for details

S

S

| Audio Multimedia (continued)  | SE | XSE |
|---|----|-----|
| 9-speaker JBL® 42 Premium Audio with subwoofer and amplifier  |    | A   |
| <b>Safety and Convenience</b>   |    |     |
| Eight airbags — includes driver and front passenger airbags, driver and front passenger seat-mounted side airbags, driver and passenger seat knee airbags, and front and rear curtain shield airbags  | S  | S   |
| Safe Exit Alert (SEA) 32  | S  | S   |
| Child-protector rear door locks and power window lockout control  | S  | S   |
| 3-point seatbelts for all seating positions; driver's-side Emergency Locking Retractor (ELR) and Automatic/Emergency Locking Retractor (ALR/ELR) on all passenger seatbelts   | S  | S   |
| Adjustable front shoulder anchors   | S  | S   |
| LATCH (Lower Anchors and Tethers for Children) includes lower anchors on outboard rear seats and tether anchors on all rear seats   | S  | S   |
| Backup camera with dynamic gridlines  | S  | S   |
| Panoramic View Monitor 13 with 360-degree Overhead View in low-speed drive and reverse, and Curb View   |    | S   |
| Tire Pressure Monitor System (TPMS) 74 with direct pressure readout and individual tire location alert. When the tire pressure drops to a critically low level, a light on the instrument panel alerts the driver to the individual location of the tire  | S  | S   |
| Anti-theft system with alarm and engine immobilizer 75  | S  | S   |
| Blind Spot Monitor (BSM) 30 with Rear Cross-Traffic Alert (RCTA) 31   | S  | S   |
| Downhill Assist Control (DAC) 76  | S  | S   |
| Front and Rear Parking Assist with Automatic Braking (PA w/AB): 69 audible and visual warnings, and in certain conditions may automatically apply the brakes when there is a possibility of contact with a stationary object or vehicle   | S  | S   |
| Lane Change Assist (LCA) 77   |    | S   |
| Star Safety System™ — includes Enhanced Vehicle Stability Control (VSC), 78 Traction Control (TRAC), Anti-lock Brake System (ABS), Electronic Brake-force Distribution (EBD), Brake Assist (BA) and Smart Stop Technology® (SST) 79   | S  | S   |
| Toyota Safety Sense™ 3.0 (TSS) 46 — Pre-Collision System with Pedestrian Detection (PCS w/PD), 47 Lane Tracing Assist (LTA), 50 Full-Speed Range Dynamic Radar Cruise Control (DRCC), 48 Lane Departure Alert with Steering Assist (LDA w/SA), 49 Automatic High Beams (AHB), 53 Road Sign Assist (RSA), 52 Proactive Drive Assist (PDA) 54 | S  | S   |
| Traffic Jam Assist (TJA) 70   |    | S   |
| Vehicle Proximity Notification System (VPNS) 80   | S  | S   |

| Mechanical/Performance   | SE | XSE |
|--|----|-----|
| Independent MacPherson strut-type front suspension with stabilizer bar; multi-link rear suspension with stabilizer bar | S  | S   |
| All-Wheel Drive  | S  | S   |
| Electric Power Steering (EPS); electric power-assisted rack-and-pinion   | S  | S   |
| Electronically Controlled Braking (ECB) system with integrated regenerative braking                                    | S  | S   |
| Ventilated 12.9 in. front disc brakes; ventilated 12.5 in. rear disc brakes  | S  | S   |
| Eco and Normal drive modes   | S  | S   |
| Regenerative braking with 4 selectable settings  | S  | S   |
| Snow drive mode  | S  | S   |
| Zero Emission Vehicle (ZEV)  | S  | S   |
| Battery type: Lithium-ion  | S  | S   |
| AC synchronous electric generator  | S  | S   |
| AC Level-1 (120V), AC Level-2 (240V) and DC Fast Charging compatibility  | S  | S   |
| Dual-voltage charging cable with Level 1 and Level 2 charging capability <sup>26</sup>                                 | S  | S   |
| North American Charging System charging port compatibility   | S  | S   |

## INFO AND DISCLOSURES

**1.** A 240V NEMA 14-50 outlet is required for Level 2 charging. Electrical outlets for use with the dual voltage charging cable must be installed by a licensed, qualified electrician. **2.** XSE shown in Tandoori with Midnight Black Metallic roof. Prototype shown with options using visual effects. **3.** Performance figures are for comparison only and were obtained with prototype vehicles by professional drivers. **4.** EPA-estimated 287-mile total driving range rating for 2026 C-HR SE and 273-mile total driving range rating for 2026 C-HR XSE, for when vehicle is fully charged and operated under ideal driving conditions. Use for comparison purposes only. Actual range may decrease significantly depending on speed, outside temperature, accessory use, how/where you drive, charging habits, and other factors. Battery capacity also decreases with time and use, which will reduce range. See [www.fueleconomy.gov](http://www.fueleconomy.gov). **5.** XSE shown in Tandoori with Midnight Black Metallic roof and SE shown in Cement. Prototypes shown. **6.** XSE shown in Tandoori with Midnight Black Metallic roof. Prototype shown with options. **7.** SE shown in Cement. Prototype shown. **8.** SE interior shown in Black Fabric/SofTex® trim. Prototype shown. **9.** Wireless charging may not be compatible with all mobile phones, smart devices, tablets, e-readers, MP3/WMA players and like products. **10.** May not be compatible with all mobile phones, smart devices, tablets, e-readers, MP3/WMA players and like models. **11.** Traffic Jam Assist is not an automated driving system, requires driver supervision at all times, and is designed to function on controlled access freeways at speeds of 25 mph or less. Operation requires Lane Tracing Assist to be active. Use this system in accordance with applicable laws. Requires an active subscription to Drive Connect that depends on 4G network availability and other factors. Service requires account registration through the Toyota app and acceptance of Connected Services Terms of Use at [toyota.com/content/dam/toyota/privacyvts/pdf/connected-services-terms-use.pdf](http://toyota.com/content/dam/toyota/privacyvts/pdf/connected-services-terms-use.pdf) and Master Data Consent. Data charges may apply. Before operating, refer to Owner's Manual for instructions and limitations. **12.** Drive Connect services may vary and are subject to change at any time without notice. Availability and accuracy depend on 4G network availability, a cellular connection and GPS signal. Without any one or more of these things, operability may be limited or precluded. Further, if and when 4G network changes or is discontinued, or the underlying technology required to support service becomes obsolete, then services will not work, and will need to be discontinued. Services require account registration through Toyota app and acceptance of Connected Services Terms of Use at [toyota.com/content/dam/toyota/privacyvts/pdf/connected-services-terms-use.pdf](http://toyota.com/content/dam/toyota/privacyvts/pdf/connected-services-terms-use.pdf) and Master Data Consent. Data charges may apply. For Toyota's Connected Services' vehicle-generated data collection, use, sharing, and retention practices and agreements, see [toyota.com/support/privacy-notice/](http://toyota.com/support/privacy-notice/). Trial period begins on original purchase or lease date of new vehicle. Services may vary and are subject to change without notice. Requires app download/registration, acceptance of Terms of Use and subscription after trial (if applicable). Data charges may apply. **13.** The Panoramic View Monitor does not provide a comprehensive view of the area surrounding your vehicle. Look around to confirm clearance. See Owner's Manual for limitations. **14.** Use only if aware of circumstances surrounding vehicle it is legal safe to do so (e.g., do not remotely start a gas engine vehicle in an enclosed space or if vehicle is occupied by a child). Remote Connect services vary by vehicle and are subject to change at any time without notice. Services depend on 4G network availability, a cellular connection and GPS signal. Without any one or more of these things, operability may be limited or precluded. Further, if and when 4G network changes or is discontinued, or the underlying technology required to support service becomes obsolete, then the services will not work and will need to be discontinued. Digital Key also requires Bluetooth® connectivity. Not available on manual transmissions. Services require account registration through Toyota app and acceptance of Connected Services Terms of Use at [toyota.com/content/dam/toyota/privacyvts/pdf/connected-services-terms-use.pdf](http://toyota.com/content/dam/toyota/privacyvts/pdf/connected-services-terms-use.pdf) and Master Data Consent. Data charges may apply. For Toyota's Connected Services' vehicle-generated data collection, use, sharing, and retention practices and agreements, see [toyota.com/support/privacy-notice/](http://toyota.com/support/privacy-notice/). Trial period begins on original purchase or lease date of new vehicle. Paid subscription required after trial (if applicable). Terms of Use apply. **15.** An active Remote Connect trial or subscription is required to use the features mentioned in the Toyota app. **16.** SE interior shown in Black fabric/SofTex® trim. Prototype shown. **17.** XSE shown in Tandoori with Midnight Black Metallic roof. Prototype shown with options using visual effects. Simulation shown. **18.** XSE interior shown in Boulder synthetic suede/SofTex® trim. SE shown in Cement. Prototype shown. **19.** XSE shown in Tandoori with Midnight Black Metallic Roof. Prototype shown with options. **20.** Cargo and load capacity limited by weight and distribution. Always properly secure cargo and cargo area. **21.** XSE interior shown in Boulder synthetic suede/SofTex® trim. Prototype shown with options. **22.** SE shown in Cement and interior shown in Black fabric/SofTex® trim. Prototype shown. Simulation shown. **23.** XSE shown in Tandoori with Midnight Black Metallic roof and interior shown in Boulder Synthetic Suede/SofTex® Trim. Prototype shown with options. **24.** Use only with Toyota battery electric vehicles. **25.** Automatic payment available at select stations only for compatible battery electric vehicles (stations shown on Toyota app). Requires an active subscription to Remote Connect that depends on 4G network availability and other factors. Service requires account registration through Toyota app and acceptance of Connected Services Terms of Use at [toyota.com/content/dam/toyota/privacyvts/pdf/connected-services-terms-use.pdf](http://toyota.com/content/dam/toyota/privacyvts/pdf/connected-services-terms-use.pdf) and Master Data Consent. Data charges may apply. **26.** Electrical outlets for use with the dual-voltage charging cable must be installed by a licensed, qualified electrician. A 240V NEMA 14-50 outlet is required for Level 2 charging. **27.** SE shown in Cement and interior shown in Black fabric/SofTex® trim. Prototype shown. **28.** Use in colder temperatures to warm the battery and help optimize DC fast charging. May be activated automatically through vehicle's navigation system when a DC charging station is set as destination or activated manually. Preconditioning may not be available when battery's charge level is low. Use of preconditioning also may negatively impact range attainable. The automatic activation function requires an active subscription to Drive Connect that depends on 4G network availability and other factors. Service requires account registration through Toyota app and acceptance of Connected Services Terms of Use at [toyota.com/content/dam/toyota/privacyvts/pdf/connected-services-terms-use.pdf](http://toyota.com/content/dam/toyota/privacyvts/pdf/connected-services-terms-use.pdf) and Master Data Consent. Data charges may apply. **29.** DC charging time will vary based on weather and other factors. DC charging times will increase as temperatures decrease, with significant increases possible at temperatures below freezing. DC Fast Charging should be limited to three sessions per day, regardless of the weather. After three 10-80% charge sessions, DC Fast Charging over the next day may take longer and be less effective. Accessory use, battery level and condition, and charger specifications also can negatively affect charging times. **30.** Do not rely exclusively on Blind Spot Monitor. Look over shoulder and use turn signal. See Owner's Manual for limitations. **31.** Do not rely exclusively on the Rear Cross-Traffic Alert. Visually confirm clearance during use. See Owner's Manual for limitations. **32.** Do not rely exclusively on Safe Exit Alert. Always look for approaching traffic before exiting the vehicle. See Owner's Manual for limitations. **33.** The Electric Vehicle Drive Components Warranty (transaxle, traction battery, inverter with converter) is in effect for 8 years or 100,000 miles from the new vehicle purchase/lease date, whichever comes first. Warranty coverage is subject to other terms and conditions. Refer to applicable Warranty and Maintenance Guide for full details. **34.** XSE shown. Simulation shown. **35.** Service will automatically stop at the end of your trial subscription period unless you decide to continue service. Trial is non-transferable. If you do not wish to enjoy your trial, you can cancel by calling the number below. All SiriusXM services require a subscription, each sold separately by SiriusXM after the trial period. Service subject to the SiriusXM Customer Agreement and Privacy Policy, visit [siriusxm.com](http://siriusxm.com) for complete terms and how to cancel which includes online methods or calling 1-866-635-2349. Some services and features are subject to device capabilities and location availability. Satellite service not available in AK & HI. Content varies by SiriusXM subscription plan. All fees, content and features are subject to change.

## INFO AND DISCLOSURES

SiriusXM and related logos are trademarks of Sirius XM Radio Inc. and its respective subsidiaries. **36.** Voice recognition capabilities vary by head unit. **37.** Wireless use of Android Auto requires a compatible Android 11.0+ phone and compatible active data plan. Check [g.co/androidauto/requirements](https://g.co/androidauto/requirements) for compatibility. Operability depends on network availability, a cellular connection, and GPS signal. Services vary by vehicle and are subject to change at any time without notice. Data charges may apply. To learn more, go to <https://www.toyota.com/audio-multimedia/>. To learn more about Toyota's Connected Services data collection, use, sharing, and retention practices, please visit <https://www.toyota.com/support/privacy-notice/>. Google, Android, Android Auto, Google Maps and other marks are trademarks of Google LLC. Compatible Android phone and compatible active data plan required. **38.** Google, Android, Android Auto, Google Maps and other marks are trademarks of Google LLC. Compatible Android phone and compatible active data plan required. **39.** Apple CarPlay® requires a compatible iPhone® with an active data plan. Check compatibility at <https://www.apple.com/ios/carplay/>. Operability depends on network availability, a cellular connection and GPS signal. Services vary by vehicle and are subject to change at any time without notice. Data charges may apply. To learn more, go to <https://www.toyota.com/audio-multimedia/>. To learn more about Toyota Connected Services data collection, use, sharing and retention practices, please visit <https://www.toyota.com/support/privacy-notice/>. Apple CarPlay® is a registered trademark of Apple Inc. **40.** Apple Music and the Apple logo are trademarks of Apple Inc., registered in the U.S. and other countries. Requires Wi-Fi Connect subscription after trial (if applicable) and your own Apple Music account. **41.** iPhone® is a registered trademark of Apple Inc. All rights reserved. **42.** JBL® is a registered trademark of Harman International Industries, Inc. **43.** XSE interior shown in Boulder synthetic suede/SofTex® trim. Screen depiction accurate at time of posting. Prototype shown with options. **44.** XSE interior shown in Black synthetic suede/SofTex® trim. Prototype shown with options using visual effects. **45.** XSE shown in Tandoori with Midnight Black Metallic roof. Simulation shown. **46.** Toyota Safety Sense™ effectiveness is dependent on many factors including road, weather and vehicle conditions. Drivers are responsible for their own safe driving. Always pay attention to your surroundings and drive safely. See Owner's Manual for limitations. **47.** The Pre-Collision System (PCS) with Pedestrian Detection (PD) is designed to determine if impact is imminent and help reduce impact speed and damage in certain frontal collisions involving a vehicle, a pedestrian, a bicycle, or a motorcyclist. PCS w/PD is not a substitute for safe and attentive driving. System effectiveness depends on many factors, such as speed, size and position of pedestrian or bicyclist and weather, light and road conditions. See Owner's Manual for limitations. **48.** Full-Speed Range Dynamic Radar Cruise Control is not a substitute for safe and attentive driving. See Owner's Manual for instructions and limitations. **49.** Lane Departure Alert with Steering Assist is designed to read visible lane markers under certain conditions. It provides a visual/audible alert and slight steering force when lane departure is detected. It is not a collision-avoidance system or a substitute for safe and attentive driving. Effectiveness depends on many factors including road, weather and vehicle conditions. See Owner's Manual for limitations. **50.** The Lane Tracing Assist (LTA) lane centering function is designed to read visible lane markers and detect other vehicles under certain conditions. It is only operational when DRCC is engaged. See Owner's Manual for limitations. **51.** Dynamic Radar Cruise Control is not a substitute for safe and attentive driving. See Owner's Manual for limitations. **52.** Road Sign Assist only recognizes certain road signs. See Owner's Manual for limitations. **53.** Automatic High Beams operate at speeds above 21 mph. See Owner's Manual for instructions and limitations. **54.** Proactive Driving Assist (PDA) is designed to detect certain objects or curves in the road and provide gentle braking and/or steering support. PDA is not a substitute for safe and attentive driving. System effectiveness depends on many factors, such as speed, size and position of detected objects and weather, light and road conditions. See Owner's Manual for additional limitations and details. **55.** Cloud Navigation requires a trial or subscription to Drive Connect. Drive Connect availability and accuracy depend on certain factors outside of Toyota's control in order to operate, including 4G network availability, a cellular connection and GPS signal. Without any one or more of these things, operability may be limited or precluded. Services subject to change at any time without notice. Requires app download/registration and subscription after trial (if applicable). Terms of Use apply. Data charges may apply. See Owner's Manual and <https://www.toyota.com/connected-services/> for limitations. To learn about Toyota's Connected Services data collection, use, sharing and retention practices, visit <https://www.toyota.com/support/privacy-notice/>. **56.** Intelligent Assistant requires a trial or subscription to Drive Connect. Drive Connect availability and accuracy depend on certain factors outside of Toyota's control in order to operate, including 4G network availability, a cellular connection and GPS signal. Without any one or more of these things, operability may be limited or precluded. Services subject to change at any time without notice. Requires app download/registration and subscription after trial (if applicable). Terms of Use apply. Data charges may apply. See Owner's Manual and <https://www.toyota.com/connected-services/> for limitations. To learn about Toyota's Connected Services data collection, use, sharing and retention practices, visit <https://www.toyota.com/support/privacy-notice/>. **57.** On select models, Destination Assist will require a trial or subscription to Drive Connect. Drive Connect services may vary and are subject to change at any time without notice. Availability and accuracy depend on 4G network availability, a cellular connection and GPS signal. Without any one or more of these things, operability may be limited or precluded. Further, if and when 4G network changes or is discontinued, or the underlying technology required to support service becomes obsolete, then services will not work, and will need to be discontinued. Services require account registration through Toyota app and acceptance of Connected Services Terms of Use at [toyota.com/content/dam/toyota/privacyvts/pdf/connected-services-terms-use.pdf](https://www.toyota.com/content/dam/toyota/privacyvts/pdf/connected-services-terms-use.pdf) and Master Data Consent. Data charges may apply. For Toyota's Connected Services' vehicle-generated data collection, use, sharing, and retention practices and agreements, see [toyota.com/support/privacy-notice/](https://www.toyota.com/support/privacy-notice/). Trial period begins on original purchase or lease date of new vehicle. Services may vary and are subject to change without notice. Requires app download/registration, acceptance of Terms of Use and subscription after trial (if applicable). Data charges may apply. The Destination Assist trial period begins on original purchase or lease date of new vehicle. Paid subscription required after trial (if applicable). Terms of Use apply. **58.** Service not available everywhere or in every vehicle. Depends on 4G cellular network availability, a cellular connection and GPS signal. Without any one or more of these things, operability may be limited or precluded. Up to 5 devices can be supported using in-vehicle connectivity. Services may vary and are subject to change without notice. Data charges may apply. Requires separate subscriptions to third-party provider services. Valid in the contiguous U.S. and Alaska. Go to <https://myvehicle.att.com/#/toyota/learn?language=en=US> for terms and conditions. The Wi-Fi Connect trial begins at the time of enrollment and expires the earlier of 3GB data use or the 1-month trial period ends. Trial begins at activation and expires the earlier of 3 GB data use or 1 mo. Valid in contiguous U.S. and Alaska. See <https://myvehicle.att.com/#/toyota/learn?language=en=US> for terms and conditions. **59.** Safety Connect® services vary by vehicle and are subject to change at any time without notice. Services depend on 4G network availability, a cellular connection, and GPS signal. Without any one or more of these things, operability may be limited or precluded, including access to response center and emergency support. Further, if and when 4G network changes or is discontinued, or the underlying technology required to support service becomes obsolete, then the services will not work and will need to be discontinued. Stolen vehicle police report required to use Stolen Vehicle Locator. Services require account registration through Toyota app and acceptance of Connected Services Terms of Use at <https://www.toyota.com/content/dam/toyota/privacyvts/pdf/connectedservices-terms-use.pdf> and Master Data Consent. Data charges may apply. For Toyota's Connected Services' vehicle-generated data collection, use, sharing, and retention practices and agreements, see

## INFO AND DISCLOSURES

<https://www.toyota.com/support/privacy-notice/>. The Safety Connect® trial is included for a minimum of 5 years. 4G network dependent. **60.** Enhanced 24/7 Roadside Assistance allows use of in-vehicle SOS button to assist response agent to identify vehicle location. Unlimited mileage coverage effective with an active Safety Connect® trial or subscription that depends on certain factors, including 4G network availability. Services require account registration through the Toyota app and acceptance of Connected Services Terms of Use at [toyota.com/content/dam/toyota/privacyvts/pdf/connected-services-terms-use.pdf](https://www.toyota.com/content/dam/toyota/privacyvts/pdf/connected-services-terms-use.pdf) and Master Data Consent. Data charges may apply. For Toyota's Connected Services' vehicle-generated data collection, use, sharing, and retention practices and agreements, see [toyota.com/support/privacy-notice/](https://www.toyota.com/support/privacy-notice/). Enhanced Roadside Assistance does not include parts and fluids, except limited emergency gas delivery. Towing distance up to 25 miles. Restrictions apply. Service subject to change at any time. Available in the continental U.S. and Canada. See Toyota dealer for details and exclusions. **61.** Building and/or parking structures may limit system effectiveness. Stolen vehicle police report required to use Stolen Vehicle Locator. For additional assistance contact the Toyota Brand Engagement Center at 1-800-331-4331. **62.** Service Connect services vary by vehicle and are subject to change at any time without notice. Services depend on 4G network availability, a cellular connection, and GPS signal. Without any one or more of these things, operability may be limited or precluded. Further, if and when 4G network changes or is discontinued, or the underlying technology required to support service becomes obsolete, then the services will not work and will need to be discontinued. Information provided is based on the last time data was collected from the vehicle and is not real-time data. Services require account registration through Toyota app and acceptance of Connected Services Terms of Use at <https://www.toyota.com/content/dam/toyota/privacyvts/pdf/connected-services-terms-use.pdf> and Master Data Consent. Data charges may apply. For Toyota's Connected Services' vehicle-generated data collection, use, sharing, and retention practices and agreements, see <https://www.toyota.com/support/privacy-notice/>. The Service Connect trial is included for a minimum of 5 years. 4G network dependent. **63.** Available Destination Assist, part of Drive Connect, shown. On select models, Destination Assist will require a trial or subscription to Drive Connect. Drive Connect services may vary and are subject to change at any time without notice. Availability and accuracy depend on 4G network availability, a cellular connection and GPS signal. Without any one or more of these things, operability may be limited or precluded. Further, if and when 4G network changes or is discontinued, or the underlying technology required to support service becomes obsolete, then services will not work, and will need to be discontinued. Services require account registration through Toyota app and acceptance of Connected Services Terms of Use at [toyota.com/content/dam/toyota/privacyvts/pdf/connected-services-terms-use.pdf](https://www.toyota.com/content/dam/toyota/privacyvts/pdf/connected-services-terms-use.pdf) and Master Data Consent. Data charges may apply. For Toyota's Connected Services' vehicle-generated data collection, use, sharing, and retention practices and agreements, see [toyota.com/support/privacy-notice/](https://www.toyota.com/support/privacy-notice/). Trial period begins on original purchase or lease date of new vehicle. Services may vary and are subject to change without notice. Requires app download/registration, acceptance of Terms of Use and subscription after trial (if applicable). Data charges may apply. The Destination Assist trial period begins on original purchase or lease date of new vehicle. Paid subscription required after trial (if applicable). Terms of Use apply. Drive Connect services may vary and are subject to change at any time without notice. Availability and accuracy depend on 4G network availability, a cellular connection and GPS signal. Without any one or more of these things, operability may be limited or precluded. Further, if and when 4G network changes or is discontinued, or the underlying technology required to support service becomes obsolete, then services will not work, and will need to be discontinued. Services require account registration through Toyota app and acceptance of Connected Services Terms of Use at [toyota.com/content/dam/toyota/privacyvts/pdf/connected-services-terms-use.pdf](https://www.toyota.com/content/dam/toyota/privacyvts/pdf/connected-services-terms-use.pdf) and Master Data Consent. Data charges may apply. For Toyota's Connected Services' vehicle-generated data collection, use, sharing, and retention practices and agreements, see [toyota.com/support/privacy-notice/](https://www.toyota.com/support/privacy-notice/). Trial period begins on original purchase or lease date of new vehicle. Services may vary and are subject to change without notice. Requires app download/registration, acceptance of Terms of Use and subscription after trial (if applicable). Data charges may apply. 1-year trial included. **64.** Safety Connect® shown. Safety Connect® services vary by vehicle and are subject to change at any time without notice. Services depend on 4G network availability, a cellular connection, and GPS signal. Without any one or more of these things, operability may be limited or precluded, including access to response center and emergency support. Further, if and when 4G network changes or is discontinued, or the underlying technology required to support service becomes obsolete, then the services will not work and will need to be discontinued. Stolen vehicle police report required to use Stolen Vehicle Locator. Services require account registration through Toyota app and acceptance of Connected Services Terms of Use at <https://www.toyota.com/content/dam/toyota/privacyvts/pdf/connectedservices-terms-use.pdf> and Master Data Consent. Data charges may apply. For Toyota's Connected Services' vehicle-generated data collection, use, sharing, and retention practices and agreements, see <https://www.toyota.com/support/privacy-notice/>. The Safety Connect® trial is included for a minimum of 5 years. 4G network dependent. **65.** Service Connect shown. Service Connect services vary by vehicle and are subject to change at any time without notice. Services depend on 4G network availability, a cellular connection, and GPS signal. Without any one or more of these things, operability may be limited or precluded. Further, if and when 4G network changes or is discontinued, or the underlying technology required to support service becomes obsolete, then the services will not work and will need to be discontinued. Information provided is based on the last time data was collected from the vehicle and is not real-time data. Services require account registration through Toyota app and acceptance of Connected Services Terms of Use at <https://www.toyota.com/content/dam/toyota/privacyvts/pdf/connected-services-terms-use.pdf> and Master Data Consent. Data charges may apply. For Toyota's Connected Services' vehicle-generated data collection, use, sharing, and retention practices and agreements, see <https://www.toyota.com/support/privacy-notice/>. The Service Connect trial is included for a minimum of 5 years. 4G network dependent. **66.** Available Remote Connect shown. Use only if aware of circumstances surrounding vehicle it is legal safe to do so (e.g., do not remotely start a gas engine vehicle in an enclosed space or if vehicle is occupied by a child). Remote Connect services vary by vehicle and are subject to change at any time without notice. Services depend on 4G network availability, a cellular connection and GPS signal. Without any one or more of these things, operability may be limited or precluded. Further, if and when 4G network changes or is discontinued, or the underlying technology required to support service becomes obsolete, then the services will not work and will need to be discontinued. Digital Key also requires Bluetooth® connectivity. Not available on manual transmissions. Services require account registration through Toyota app and acceptance of Connected Services Terms of Use at [toyota.com/content/dam/toyota/privacyvts/pdf/connected-services-terms-use.pdf](https://www.toyota.com/content/dam/toyota/privacyvts/pdf/connected-services-terms-use.pdf) and Master Data Consent. Data charges may apply. For Toyota's Connected Services' vehicle-generated data collection, use, sharing, and retention practices and agreements, see [toyota.com/support/privacy-notice/](https://www.toyota.com/support/privacy-notice/). Trial period begins on original purchase or lease date of new vehicle. Paid subscription required after trial (if applicable). Terms of Use apply. **67.** Installation of a tow hitch receiver or other accessories located near the rear bumper or side-door kick sensors may require disabling or removing the kick sensor, and the sensor operation setting in your vehicle should be turned off. Water, weather, dirt, and other conditions also may cause the sensor to not operate properly

## INFO AND DISCLOSURES

or to operate unintentionally. See Owner's Manual for limitations. **68.** Digital Key requires active Remote Connect subscription. Remote start/stop and/or lock/unlock and other features of Remote Connect are only available on select models. Use only if aware of circumstances surrounding the vehicle it is legal and safe to do so (e.g., do not remotely start a gas engine vehicle in an enclosed space or if the vehicle is occupied by a child). Remote Connect depends on certain factors outside of Toyota's control in order to operate, including 4G network availability, a cellular connection, and GPS signal. Without any one or more of these things, operability may be limited or precluded. Digital Key also requires Bluetooth® connectivity. Remote Connect is included with select paid Connected Services packages. See your Toyota dealer for details. Services may vary and are subject to change without notice. Services require account registration through the Toyota app and acceptance of the Connected Services Terms of Use at <https://www.toyota.com/content/dam/toyota/privacyvts/pdf/connected-services-terms-use.pdf> and Master Data Consent. Data charges may apply. For Toyota Connected Services' vehicle-generated data collection, use, sharing, and retention practices and agreements, see <https://www.toyota.com/support/privacy-notice/>. **69.** Front and Rear Parking Assist with Automatic Braking (PA w/AB) may warn drivers of, and potentially brake for front and rear collisions with certain objects when traveling at low speeds. Drivers should visually confirm clearance during use. See Owner's Manual for instructions and limitations. **70.** Traffic Jam Assist is not an automated driving system, requires driver supervision at all times, and is designed to function on controlled access freeways at speeds of 25 mph or less. Use this system in accordance with applicable laws. Before operating, refer to Owner's Manual for instructions and limitations. **71.** Extra-cost color. **72.** Rated for 12 volts/10 amps. See Owner's Manual for additional limitations and details. **73.** HomeLink® and the HomeLink® house icon are registered trademarks of Gentex Corporation. **74.** The Tire Pressure Monitor System alerts the driver when tire pressure is critically low. For optimal tire wear and performance, tire pressure should be checked regularly with a gauge; do not rely solely on the monitor system. See Owner's Manual for limitations and details. **75.** The engine immobilizer is a state-of-the-art anti-theft system initiated when the key is inserted into ignition switch or a Smart Key fob is in/near the vehicle. Engine will only start if the code in the transponder chip inside the key/fob matches the code in vehicle's immobilizer. The transponder chip is embedded in the key/fob and can be costly to replace. For lost key or fob, see a Toyota dealer or go to [www.aloa.org](http://www.aloa.org) to find a qualified locksmith for high-security key service. **76.** Downhill Assist Control is designed to help driver maintain vehicle control and speed on steep, downhill descents and is not a substitute for safe driving judgment and practices. Factors including speed, grade, surface conditions and driver input can affect the DAC's ability to prevent loss of control. See Owner's Manual for additional limitations and details. **77.** Lane Change Assist operates only when Dynamic Radar Cruise Control (DRCC) and Lane Tracing Assist (LTA) are activated. Do not overly rely on this system. Driver must confirm lane is clear. See Owner's Manual for limitations. **78.** Vehicle Stability Control is not a substitute for safe and attentive driving practices. Factors including speed, road conditions, weather and steering input can affect whether VSC will be effective. See Owner's Manual for limitations. **79.** Smart Stop Technology® will reduce power to help the brakes bring vehicle to a stop during certain contemporaneous brake and accelerator pedal applications. See Owner's Manual for limitations. **80.** When Vehicle Proximity Notification System is active, it is the driver's responsibility to maintain a lookout for pedestrians, cyclists, other cars and objects and to drive the vehicle in a safe and attentive manner to avoid making contact.

## INFO AND DISCLOSURES



Toyota strives to build vehicles to match customer interest and thus they typically are built with popular options and option packages. Not all options/packages are available separately and some may not be available in all regions of the country. See [toyota.com](http://toyota.com) for information about options/packages commonly available in your area. If you would prefer a vehicle without any or with different options, contact your dealer to check for current availability or the possibility of placing a special order.

Color(s) depicted may vary based on multiple factors, including ambient lighting and the format in which it is being viewed (e.g., computer, mobile device or print).

Some vehicles are shown with available equipment. Seatbelts should be worn at all times. For details on vehicle specifications, standard features and available equipment in your area, contact your Toyota dealer. A vehicle with particular equipment may not be available at the dealership. Ask your Toyota dealer to help locate a specifically equipped vehicle.

All information presented herein is based on data available at the time of posting, is subject to change without notice and pertains specifically to mainland U.S.A. vehicles only. Vehicles shown may be prototypes, shown using visual effects and/or shown with options. Actual models may vary.

### LEGEND

|   |   |
|---|---|
|  Vehicle Information |  Info Legal Disclosure |
|---|---|

## WARRANTIES

---

Date and mileage limitations refer to whichever comes first from the date of first purchase. Warranty coverage is subject to other terms and conditions. Refer to applicable Warranty and Maintenance Guide for full details and for information regarding the Federal and California Emission Control Warranties, and Tire Limited Warranties. Emission coverages vary under Federal and California regulations.

The Electric Vehicle Drive Components Warranty (transaxle, traction battery, inverter with converter) is in effect for 8 years or 100,000 miles from the new vehicle purchase/lease date, whichever comes first. Warranty coverage is subject to other terms and conditions. Refer to applicable Warranty and Maintenance Guide for full details.