




**TOYOTA**

2026 bZ Woodland

2026 BZ WOODLAND

# Adventure in every charge.

Designed with uncompromising comfort, undeniable class and unmistakable all-electric performance, bZ Woodland will empower you to conquer new horizons and discover more fun.



*FEATURES*

# Ready for whatever the road takes you.

EPA-estimated 281-mile total driving range rating when equipped with standard all-season tires <sup>4</sup>



Info 5

# All-electric. All go.



## Dual Electric Motors

bZ Woodland's front and rear electric motors give you power on demand. With its net combined output of 375 hp and the thrill of an electric drive, get ready to add some fun to every ride.



## Battery Performance

bZ Woodland's 74.7 kWh Lithium-ion battery is ready when you are. With an EPA-estimated 281-mile total driving range rating when equipped with standard all-season tires, <sup>5</sup> you can feel empowered to chase what moves you.



## Adapt to Almost Any Terrain

Do your passions lead you off the beaten path? AWD with X-MODE helps ensure you've got a good grip on the way and the power to command every curve.

## PERFORMANCE



### e-TNGA Platform

Glide over paved and unpaved paths as you please with Toyota's advanced platform. Purpose-built for fully electric vehicles, with exceptional performance, comfort and stability every time you hit the road.



### Regenerative Braking Paddle Shifters

Convenience and comfort come standard in bZ Woodland. You can adjust the driving dynamic by dialing in the level of regenerative braking to suit your preference. This function allows you to send energy back to the battery through braking.

# Scenic views from any seat.

bZ Woodland's modern interior elevates everyday errands and exciting adventures. Its smart design details turn every drive into a pleasure.



## Spacious and Stylish Interior

Sleek and spacious aren't mutually exclusive. Get the best of both worlds in bZ Woodland's refined cabin. With adventure-ready interiors and 64 ambient color options, you can bring style along for every journey.



## Available Panoramic Moonroof

Starry nights? Breathtaking views? Invite them into the cabin and enhance the ambience with a more open look and feel.



## Center Console

Convenience and simplicity pair nicely with exploration. The center console houses dual Qi-compatible wireless chargers, <sup>9</sup> USB ports, <sup>10</sup> and tray space to store whatever else you need to stash on the road.



## Heated Front Seats and Steering Wheel

Enjoy your drive, your way. With SofTex®-trimmed, 8-way power-adjustable heated front seats and a heated steering wheel, you're sure to find comfort that feels just right.

## EXTERIOR

# Energize every passion.

Ignite your curiosity and let the journey lead the way in the bZ Woodland. With an adventure-ready, muscular design, its exterior blends modern style with durable functionality.



### Adventure-Inspired Exterior

Built for more than city streets, this all-electric vehicle features a bold design with a tall stance that's ready for action. Black badging, matte overfenders and rugged wheel arch moldings give it a tough, capable look—perfect for any adventure.



### Available All-Terrain Tires

Get better traction when you venture off the beaten path, with capable tires that can handle a variety of terrains.



### Standard Roof Rails

Whether you're out for a day trip or a weekend reset, bZ Woodland is built to haul what matters. Available cross bars let you easily bring along all your adventure essentials.

## EXTERIOR



### LED Headlights

Stay stylish and seen with bZ Woodland's modern design. The front bumper style and front lighting will make heads turn wherever you go.



### Hands-Free Power Liftgate

Hands full? No problem! Just kick, open and go. With easy access to the large cargo area, bZ Woodland makes loading up effortless every time.

# Ready for what comes your way.

bZ Woodland isn't just stunning to look at. It's also equipped with all the things you need to enjoy the journey: space, convenience, style and intuitive tech.




## Spacious Cargo Capacity

Go beyond luggage storage with an all-electric vehicle that has ample carrying capacity. Load up your adventure gear and accessories with room to spare.



## Easy Roof Accessibility

Reach your things with ease. The second-row step allows you to get a leg up and access your cargo conveniently.



## SofTex®-Trimmed Seats

Enjoy stylish comfort with easy-clean synthetic leather-trimmed seats, designed to help keep your interior looking fresh, no matter where life takes you.



## All-Weather Floor Mats

Keep your outdoor adventures from getting all over the place with bZ Woodland's durable all-weather floor and cargo mats. <sup>17</sup>

## UTILITY



### 1500W AC Outlet

Power up your devices while you're on the go with bZ Woodland's convenient rear cargo area outlet. <sup>18</sup>




### Towing Capability

Make the most of your adventures by bringing along all the gear you need. Whether you're carrying bikes for the trail, an extra load of firewood or a small camper, bZ Woodland is ready for action with a towing capacity of 3,500 lbs.

# Charge smarter, not harder.

## NACS Charging Port

The North American Charging System combines AC and DC charging into one compact charging port. <sup>23</sup> With the included J1772 and CCS1 adapters, bZ Woodland is compatible with most public charging stations, including the Tesla Supercharger network. <sup>24</sup>



## 11-kW Onboard Charger

Whether you're short on time and looking to top off your charge, or planning to kick back for a while, you can charge at a rate that keeps up with your lifestyle.

## Plug & Charge Capability

Don't fuss with kiosks or credit card entry. Enjoy easy public charging that allows you to simply plug in and power up. Active Remote Connect trial or subscription required. <sup>25</sup> 4G network dependent. <sup>26</sup>



## Dual-Voltage Charging Cable

bZ Woodland includes a dual-voltage charging cable to provide seamless, hassle-free charging with versatile choices designed to perfectly match your needs and lifestyle. <sup>27</sup> You can plug into a 120V or 240V outlet at home or on the go.

### Battery Preconditioning

Cold weather shouldn't hold you back. bZ Woodland's battery preconditioning can warm the battery to help optimize DC fast charging and keep you going on every adventure. <sup>28</sup> Activate this function manually or automatically by setting the navigation system destination to a fast-charging station. Automatic function requires an active Drive Connect trial or subscription. <sup>29</sup> 4G network dependent.

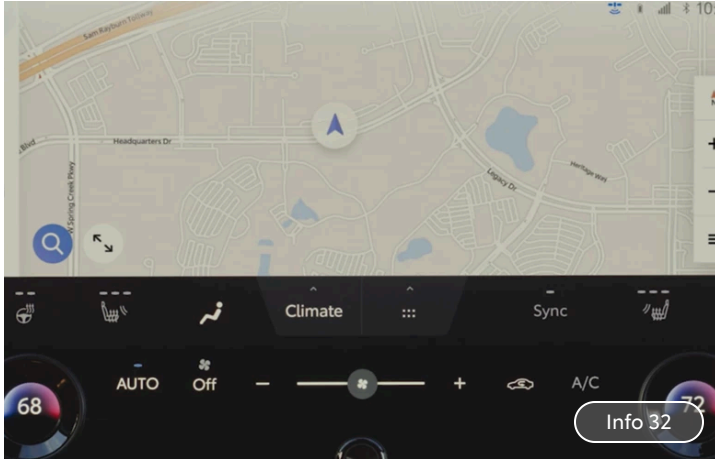
### Charge Scheduling

Make the most of off-peak electricity rates and schedule optimal charging times through the in-vehicle menus or Toyota app. <sup>30</sup> Active Remote Connect trial or subscription required. <sup>25</sup> 4G network dependent.

### Clean Assist

Offset vehicle charging with 100% renewable, zero-carbon electricity. With an active Remote Connect trial or subscription <sup>25</sup> and using the Toyota app, <sup>30</sup> the Clean Assist program <sup>31</sup> can keep track of the amount of electricity used when you charge; then Toyota will generate or buy an equivalent amount of Renewable Energy Certificates. Active Remote Connect trial or subscription required. <sup>25</sup> 4G network dependent.

# Innovation for every drive.



## 14-In. Audio Multimedia Touchscreen Display

A big screen for big plans. Enjoy electric tech at your fingertips.



## Dual Qi Wireless Charging and Four USB-C Ports

Cord or no cord: It's up to you. Charge on the go with ease. <sup>9 10</sup>



## Available Driver's-Seat Memory Settings

Don't compromise on comfort. Take advantage of a driver's seat that remembers your preferred seating position.



### Rain-Sensing Wipers

Keep a clear view with smart wipers that react automatically to rainfall.



### Available Digital Rearview Mirror

Get a more detailed look at what's behind you, without rear-seat obstructions.

# Audio Multimedia




## SiriusXM® 3-Month Trial Subscription

SiriusXM® has premium entertainment that you won't hear anywhere else. <sup>34</sup> With a 3-month trial, you get 425+ channels, including 165+ channels in your vehicle, to enjoy ad-free music, plus sports, news, comedy and more. Experience even more on the SiriusXM® app, featuring expertly curated podcasts, Xtra channels of music, Artist Stations, SiriusXM® video and more.



## EV Routing in Apple Maps With Apple CarPlay®

Not sure if you'll need to recharge on your road trip? Apple Maps predicts your bZ Woodland's charge at your destination, highlights nearby stations, and recommends stops along the way. Set your preferences on an iPhone® <sup>35</sup> and view your route on the 14-in. touchscreen with Apple CarPlay® <sup>36</sup> — designed to keep your journey smooth and stress-free.



## 14-In. Audio Multimedia Display

bZ Woodland's 14-in. touchscreen gives you access to apps, directions, settings and more, and its intuitive display is easy to navigate, so you can stay focused on your drive.




## Wireless Apple CarPlay®

Bring along a familiar interface. With bZ Woodland's wireless Apple CarPlay® compatibility, <sup>36</sup> you can use your compatible iPhone® <sup>35</sup> with the multimedia system to get directions, make calls, send and receive messages, and listen to music, all while staying focused behind the wheel.



## Wireless Android Auto™


Stay connected on the road. By pairing your compatible Android® phone <sup>37</sup> with the audio multimedia system, Android Auto™ <sup>38</sup> lets you get real-time traffic alerts, make and receive phone calls, listen to your favorite soundtrack, and more.



## JBL® Premium Audio System

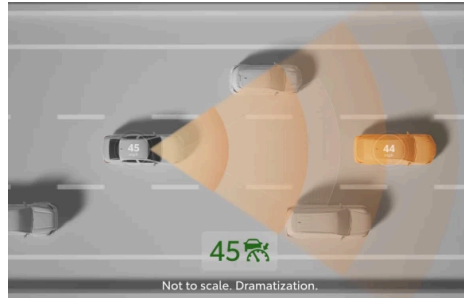
Immerse yourself in quality sound with bZ Woodland's available JBL® Premium Audio system. <sup>39</sup> A 9-speaker, 800-watt audio system equipped with a subwoofer and amplifier, it provides phenomenal sound and makes you feel like you're in the front row of a performance.

# Toyota Safety Sense™ 3.0 <sup>43</sup>




## Pre-Collision System With Pedestrian Detection

PCS w/PD <sup>44</sup> can alert you to potential collisions and may automatically brake.



## Full-Speed Range Dynamic Radar Cruise Control

DRCC <sup>45</sup> helps maintain a preset distance from the vehicle ahead of you, from highway speeds down to a full stop.



## Lane Departure Alert With Steering Assist

LDA w/SA <sup>46</sup> may alert you to inadvertent lane departures and make minor steering corrections to help keep you in your lane.



## Lane Tracing Assist

LTA <sup>47</sup> helps you center the vehicle within its lane while DRCC <sup>48</sup> is active.

## MORE FEATURES



### Road Sign Assist

RSA <sup>49</sup> can recognize certain road signs and display them to you inside the vehicle.



### Automatic High Beams

AHB <sup>50</sup> can automatically toggle between high and low beams based on the vehicle's surroundings.



### Proactive Driving Assist

PDA <sup>51</sup> may provide gentle braking and/or steering to help control distance between your vehicle and a vehicle, pedestrian or bicyclist ahead of you.

# Safety & Convenience



## Blind Spot Monitor With Rear Cross-Traffic Alert

Blind Spot Monitor (BSM)<sup>52</sup> with Rear Cross-Traffic Alert (RCTA)<sup>53</sup> helps you identify vehicles that might be in a blind spot. When you use your turn signal and BSM detects a vehicle, it warns you with a flashing indicator light on the appropriate outside mirror. Rear Cross-Traffic Alert provides audible and visual indicators to help warn you of approaching vehicles when you're backing up.




## Panoramic View Monitor

Whether you're maneuvering into a tight parking space or over rough terrain, the standard Panoramic View Monitor (PVM)<sup>54</sup> with Multi-Terrain Monitor provides an enhanced view around the vehicle. Multiple angles around the vehicle can be selected to be displayed on the 14-in. multimedia screen.



## Front and Rear Parking Assist With Automatic Braking

When the system detects there is a possibility of contact with an object or vehicle, bZ Woodland's available Front and Rear Parking Assist with Automatic Braking (PA w/AB)<sup>55</sup> sends audible and visual warnings, and in certain conditions may automatically apply the brakes. Simulation shown.



## Safe Exit Alert

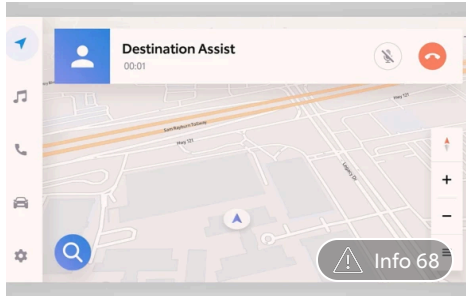
Safe Exit Alert (SEA)<sup>56</sup> uses BSM sensors<sup>52</sup> to detect approaching vehicles from the rear. If the system determines that there may be a collision with a door opening, an audible alert sounds and a visual alert appears on the outside mirrors. Simulation shown.



## No Cost Maintenance Plan and Extended Roadside Assistance

Every new bZ Woodland comes with ToyotaCare,<sup>57</sup> a maintenance plan that covers normal factory scheduled service for 2 years or 25,000 miles, whichever comes first, and 24-hour Roadside Assistance for 3 years, unlimited mileage.

# Connected Services




## Drive Connect

With a Drive Connect trial or subscription,<sup>29</sup> the Cloud Navigation<sup>60</sup> and Intelligent Assistant<sup>61</sup> features help you find where you need to be, while Destination Assist<sup>62</sup> allows you to talk to a live agent as they help you find your destination's coordinates and offer directions on how to get there. 3-year Drive Connect trial included. 4G network dependent.



## Remote Connect

bZ Woodland is up to speed with the latest tech. With an active Remote Connect trial or subscription,<sup>25</sup> you can start the vehicle, lock/unlock doors and locate your vehicle using the Toyota app<sup>30</sup> through your compatible smartphone or smartwatch. 3-year Remote Connect trial included.<sup>25</sup> 4G network dependent.



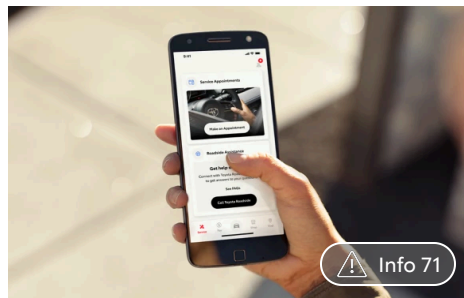
## Wi-Fi Connect

Turn bZ Woodland into a hotspot. With an active Wi-Fi Connect trial or subscription,<sup>63</sup> you can easily connect up to five devices. And, depending on your existing mobile provider, you can add the Wi-Fi Connect subscription to your current mobile plan. We'll even include an up-to-30-day or 3-GB trial to get you started. 4G network dependent.



## Safety Connect®

Connect to our 24/7 response center in case of an accident or emergency with the press of a button.<sup>64</sup> You also get 24/7 Roadside Assistance<sup>65</sup> and Stolen Vehicle Locator<sup>66</sup> to give you peace of mind that help is on the way. Activation required. 5-year-minimum trial included. 4G network dependent.



## Service Connect

Stay up to date with your bZ Woodland's information, such as status and alerts, maintenance reminders and more.<sup>67</sup> It's a convenient way to help make sure your bZ Woodland is running at its best. 5-year-minimum trial included. 4G network dependent.

# Beyond Zero



BEYOND ZERO

Beyond Zero is Toyota's vision to reach carbon neutrality with our products, services and operations, and go beyond, as we find new ways to make a positive impact on our planet and society. The All-Electric bZ Woodland is one of the many ways we are reducing carbon emissions to drive toward our Beyond Zero vision.

We currently offer more low and zero emission vehicles combined than any other automaker, to give customers numerous choices to reduce their carbon footprint.

## Battery EV

bZ Woodland is a part of the BEV Family.

## The Power Of Choice

Our lineup brings you more than just your choice of electrified powertrains: Hybrid EV, Plug-in Hybrid EV, Battery EV and Fuel Cell EV. Whatever you're looking for in a ride—size, style, efficiency, speed—there's a vehicle to suit your lifestyle that allows you to put more electrified miles on the road.

## Going Above and Beyond

Whether Toyota is decreasing its single-use plastic waste, supporting water conservation efforts, or expanding programs that protect biodiversity, we are committed to reducing our environmental footprint and creating a positive impact on society. See Environmental Sustainability ([toyota.com](https://toyota.com)) for more information.

## BZ WOODLAND GRADES



### bZ Woodland

#### Mechanical Features

- ✓ North American Charging System (NACS)<sup>23</sup> charging port
- ✓ Dual-voltage charging cable with Level 1 and Level 2 charging capability<sup>27</sup>
- ✓ Battery type: Lithium-ion
- ✓ All-Wheel Drive (AWD)

#### Exterior Features

- ✓ North American Charging System (NACS)<sup>23</sup> charging port
- ✓ Rain-sensing variable intermittent windshield wipers with de-icer and washer functions and rear window wiper with washer
- ✓ LED projector low- and high-beam headlights, Automatic High Beams (AHB)<sup>50</sup> and auto on/off
- ✓ Height-adjustable, foot-activated power liftgate<sup>72</sup> with jam protection
- ✓ Color-keyed outside door handles with touch-sensor lock/unlock feature on all doors

#### Interior Features

- ✓ Heated front and rear seats
- ✓ Woodland all-weather floor mats<sup>17</sup> and cargo liner
- ✓ SofTex®-trimmed seats
- ✓ Heated SofTex®-trimmed manual tilt/telescopic 3-spoke steering wheel with regenerative braking paddle switches
- ✓ Center console with covered storage compartment, two cup holders, two Qi-compatible wireless chargers<sup>9</sup> and front lower storage tray

#### Audio Multimedia

- ✓ 14-in. Toyota Audio Multimedia with six speakers, with wireless Apple CarPlay®<sup>36</sup> & Android Auto™<sup>38</sup> compatibility, SiriusXM®<sup>34</sup> 3-month trial subscription. See [toyota.com/connected-services](https://toyota.com/connected-services) for details.

#### Connected Services

- ✓ Remote Connect<sup>25</sup>
- ✓ Wi-Fi Connect<sup>63</sup>
- ✓ Safety Connect®<sup>64</sup>
- ✓ Drive Connect<sup>29</sup>
- ✓ Service Connect<sup>67</sup>

#### Safety/Convenience

- ✓ Toyota Safety Sense™ 3.0 (TSS 3.0)<sup>43</sup>
- ✓ Safe Exit Alert (SEA)<sup>56</sup>
- ✓ Blind Spot Monitor (BSM)<sup>52</sup> with Rear Cross-Traffic Alert (RCTA)<sup>53</sup>
- ✓ Panoramic View Monitor (PVM)<sup>54</sup> with 360-degree Overhead View in low-speed drive and reverse, Curb View and Multi-Terrain Monitor

#### Options and Packages

- ✓ 235/65R18 All-Terrain Tires



### bZ Woodland Premium

#### Mechanical Features

- ✓ North American Charging System (NACS)<sup>23</sup> charging port
- ✓ Dual-voltage charging cable with Level 1 and Level 2 charging capability<sup>27</sup>
- ✓ Battery type: Lithium-ion
- ✓ All-Wheel Drive (AWD)

#### Exterior Features

- ✓ North American Charging System (NACS)<sup>23</sup> charging port
- ✓ Rain-sensing variable intermittent windshield wipers with de-icer and washer functions and rear window wiper with washer
- ✓ LED projector low- and high-beam headlights, Automatic High Beams (AHB)<sup>50</sup> and auto on/off
- ✓ Height-adjustable, foot-activated power liftgate<sup>72</sup> with jam protection
- ✓ Panoramic fixed-glass roof with power sunshade

#### Interior Features

- ✓ Heated front and rear seats
- ✓ Woodland all-weather floor mats<sup>17</sup> and cargo liner
- ✓ SofTex®-trimmed seats
- ✓ Heated SofTex®-trimmed manual tilt/telescopic 3-spoke steering wheel with regenerative braking paddle switches
- ✓ Center console with covered storage compartment, two cup holders, two Qi-compatible wireless chargers<sup>9</sup> and front lower storage tray

#### Audio Multimedia

- ✓ 14-in. Toyota Audio Multimedia with 9-speaker JBL®<sup>39</sup> Premium Audio including subwoofer and amplifier, wireless Apple CarPlay®<sup>36</sup> & Android Auto™<sup>38</sup> compatibility, SiriusXM®<sup>34</sup> 3-month trial subscription. See [toyota.com/connected-services](https://toyota.com/connected-services) for details.

#### Connected Services

- ✓ Remote Connect<sup>25</sup>
- ✓ Wi-Fi Connect<sup>63</sup>
- ✓ Safety Connect®<sup>64</sup>
- ✓ Drive Connect<sup>29</sup>
- ✓ Service Connect<sup>67</sup>


#### Safety/Convenience

- ✓ Toyota Safety Sense™ 3.0 (TSS 3.0)<sup>43</sup>
- ✓ Safe Exit Alert (SEA)<sup>56</sup>
- ✓ Blind Spot Monitor (BSM)<sup>52</sup> with Rear Cross-Traffic Alert (RCTA)<sup>53</sup>
- ✓ Panoramic View Monitor (PVM)<sup>54</sup> with 360-degree Overhead View in low-speed drive and reverse, Curb View and Multi-Terrain Monitor


#### Options and Packages

- ✓ 235/65R18 All-Terrain Tires


*EXTERIOR*




Raven




Trueno Blue



Stepping Stone



Pavement



Steel




Halo<sup>73</sup>

*INTERIOR*



Black SofTex®



Stone Brown  
SofTex®

<b>Exterior</b>	<b>bZ Woodland</b>	<b>bZ Woodland Premium</b>
North American Charging System (NACS) <sup>23</sup> charging port	S	S
Roof-mounted shark-fin antenna	S	S
Height-adjustable, foot-activated power liftgate <sup>72</sup> with jam protection	S	S
Black roof rails	S	S
Panoramic fixed-glass roof with power sunshade		S
Color-keyed outside door handles with touch-sensor lock/unlock feature on all doors	S	S
Rear spoiler	S	S
Unique hammerhead hood with matte-black painted accent	S	S
Heated power outside mirrors with turn signal and blind spot warning indicators, <sup>52</sup> puddle lights, and power-folding feature	S	
Heated power outside mirrors with turn signal and blind spot warning indicators, <sup>52</sup> puddle lights, memory settings, and power-folding and reverse tilt-down features		S
Black window trim	S	S
Privacy glass on all rear side, quarter and liftgate windows	S	S
18-in. alloy wheels with black covers	S	S
LED projector low- and high-beam headlights, Automatic High Beams (AHB) <sup>50</sup> and auto on/off	S	S
LED taillights and stop lights	S	S
Black badging	S	S
Matte-black finish on the wheel arch moldings	S	S
Unique color-keyed center bumper; thin lower grille	S	S
LED Daytime Running Lights (DRL)	S	S
Rain-sensing variable intermittent windshield wipers with de-icer and washer functions and rear window wiper with washer	S	S
<b>Interior</b>		
Dual zone automatic climate control system with dust and pollen filter, and rear-seat vents	S	S
Front radiant foot-and-leg heaters		S
Driver memory seat setting		S
Front and rear ambient lighting with 64 available colors <sup>74</sup>	S	S
Heated front and rear seats	S	S
Softex®-trimmed seats; 8-way power-adjustable driver's seat with lumbar support; 8-way power-adjustable front passenger seat	S	S
Ventilated front seats		S
60/40 split, reclining fold-flat rear seats with center armrest and cup holders	S	S
Cargo area tonneau cover	S	S
Power door locks with shift-linked automatic lock/unlock feature	S	S
120V/1500W AC outlet <sup>18</sup>	S	S
One 12V/120W auxiliary power outlet <sup>75</sup> in bottom storage tray	S	S

<b>Interior (continued)</b>	<b>bZ Woodland</b>	<b>bZ Woodland Premium</b>
One USB-C media port, and 3 USB-C charge ports <sup>10</sup> — one 15W front/two rear (60W total)	<b>S</b>	<b>S</b>
Center console with covered storage compartment, two cup holders, two Qi-compatible wireless chargers <sup>9</sup> and front lower storage tray	<b>S</b>	<b>S</b>
Front-door storage pockets with bottle holders	<b>S</b>	<b>S</b>
Seatback pockets on driver and passenger sides	<b>S</b>	<b>S</b>
Two front and two rear cup holders; two front and two rear bottle holders	<b>S</b>	<b>S</b>
Heated SofTex <sup>®</sup> -trimmed manual tilt/telescopic 3-spoke steering wheel with regenerative braking paddle switches	<b>S</b>	<b>S</b>
Turn signal stalk with headlight controls and one-touch 3-blink lane change turn signals; wiper control stalk	<b>S</b>	<b>S</b>
Woodland all-weather floor mats <sup>17</sup> and cargo liner	<b>S</b>	<b>S</b>
Rear liftgate window defogger	<b>S</b>	<b>S</b>
Top-mount Multi-Information Display (MID) with indicators and 7-in. LCD display with speedometer, charge meter, power output meter, drive mode indicators, instrumentation and customizable settings, odometer, tripmeters, clock, outside temperature, rear passenger seatbelt indicators, fuel economy information, trip timer, charging information and settings, and warning messages	<b>S</b>	<b>S</b>
Two Qi-compatible wireless chargers <sup>9</sup> with charge indicator light	<b>S</b>	<b>S</b>
Auto-dimming rearview mirror with HomeLink <sup>®</sup> <sup>76</sup>	<b>S</b>	
Digital rearview mirror with HomeLink <sup>®</sup> <sup>76</sup>		<b>S</b>
LED front-seat reading lights, dome light and cargo area light	<b>S</b>	<b>S</b>
Dial-type shift knob	<b>S</b>	<b>S</b>
Overhead console with maplights and Safety Connect <sup>®</sup> <sup>64</sup> button	<b>S</b>	
Overhead console with maplights, Safety Connect <sup>®</sup> <sup>64</sup> button and power sunshade controls		<b>S</b>
Power windows with auto up/down and jam protection in all positions	<b>S</b>	<b>S</b>
Sun visors with illuminated vanity mirrors	<b>S</b>	<b>S</b>
Digital Key <sup>77</sup> capability — Digital Key <sup>77</sup> enables smartphone to be used instead of a physical key (Remote Connect <sup>25</sup> subscription required)	<b>S</b>	<b>S</b>
Smart Key System on all doors and rear hatch with Push Button Start, remote keyless entry system with lock, unlock, power rear door, panic functions and remote air conditioning controls	<b>S</b>	<b>S</b>

**Audio Multimedia**

bZ Woodland

bZ Woodland Premium

14-in. Toyota Audio Multimedia with 9-speaker JBL® <sup>39</sup> Premium Audio including subwoofer and amplifier, wireless Apple CarPlay® <sup>36</sup> & Android Auto™ <sup>38</sup> compatibility, SiriusXM® <sup>34</sup> 3-month trial subscription. See [toyota.com/connected-services](http://toyota.com/connected-services) for details

**S**

14-in. Toyota Audio Multimedia with six speakers, with wireless Apple CarPlay® <sup>36</sup> & Android Auto™ <sup>38</sup> compatibility, SiriusXM® <sup>34</sup> 3-month trial subscription. See [toyota.com/connected-services](http://toyota.com/connected-services) for details

**S**

**Safety and Convenience**

Child-protector rear door locks and power window lockout control

**S**

**S**

Toyota Safety Sense™ 3.0 (TSS 3.0) <sup>43</sup> — Pre-Collision System with Pedestrian Detection (PCS w/PD), <sup>44</sup> Lane Tracing Assist (LTA), <sup>47</sup> Full-Speed Range Dynamic Radar Cruise Control (DRCC), <sup>45</sup> Lane Departure Alert with Steering Assist (LDA w/SA), <sup>46</sup> Automatic High Beams (AHB), <sup>50</sup> Road Sign Assist (RSA), <sup>49</sup> Proactive Drive Assist (PDA) <sup>51</sup>

**S**

**S**

Backup camera <sup>78</sup> with dynamic gridlines

**S**

**S**

Panoramic View Monitor (PVM) <sup>54</sup> with 360-degree Overhead View in low-speed drive and reverse, Curb View and Multi-Terrain Monitor

**S**

**S**

Eight airbags <sup>79</sup> — includes driver and front passenger airbags, driver and front passenger seat-mounted side airbags, driver and passenger seat knee airbags, and front and rear curtain shield airbags

**S**

**S**

3-point seatbelts for all seating positions; driver-side Emergency Locking Retractor (ELR) and Automatic/Emergency Locking Retractor (ALR/ELR) on all passenger seatbelts

**S**

**S**

Adjustable front shoulder anchors

**S**

**S**

LATCH (Lower Anchors and Tethers for Children) includes lower anchors on outboard rear seats and tether anchors on all rear seats

**S**

**S**

Tire Pressure Monitor System (TPMS) <sup>80</sup> with direct pressure readout and individual tire location alert

**S**

**S**

Anti-theft system with immobilizer <sup>81</sup>

**S**

**S**

Blind Spot Monitor (BSM) <sup>52</sup> with Rear Cross-Traffic Alert (RCTA) <sup>53</sup>

**S**

**S**

Downhill Assist Control (DAC) <sup>82</sup> (as part of X-MODE)

**S**

**S**

Front and Rear Parking Assist with Automatic Braking (PA w/AB) <sup>55</sup>

**S**

**S**

Safe Exit Alert (SEA) <sup>56</sup>

**S**

**S**

Star Safety System™ — includes Enhanced Vehicle Stability Control (VSC), <sup>83</sup> Traction Control (TRAC), Anti-lock Brake System (ABS), Electronic Brake-force Distribution (EBD), Brake Assist (BA) and Smart Stop Technology® (SST) <sup>84</sup>

**S**

**S**

**Safety and Convenience** (continued)

bZ Woodland

bZ Woodland Premium

Vehicle Proximity Notification System (VPNS) <sup>85</sup>	S	S
--	---	---

**Mechanical/Performance**

Independent MacPherson strut-type front suspension with stabilizer bar; multi-link rear suspension with stabilizer bar	S	S
All-Wheel Drive (AWD)	S	S
Electronically Controlled Braking (ECB) system with integrated regenerative braking	S	S
Zero Emission Vehicle (ZEV)	S	S
Electric Power Steering (EPS); electric power-assisted rack-and-pinion	S	S
Eco and Normal drive modes	S	S
Regenerative braking with four selectable settings	S	S
X-MODE drive mode with Snow/Dirt, Deep Snow/Mud, and Grip Control Modes	S	S
AC Level 1 (120V), AC Level 2 (240V) and DC Fast Charging compatibility	S	S
Dual-voltage charging cable with Level 1 and Level 2 charging capability <sup>27</sup>	S	S
North American Charging System (NACS) <sup>23</sup> charging port	S	S
Battery type: Lithium-ion	S	S
AC synchronous electric generator	S	S

## INFO AND DISCLOSURES

**1.** Do not overload vehicle and properly secure roof load. See Owner's Manual for weight limits and restrictions. bZ Woodland Premium shown in Stepping Stone with available all-terrain tires, accessory tow hitch and Thule® 3L roof-mounted cargo box. Thule is a registered trademark of Thule Sweden AB. Accessory shown is not designed, manufactured or evaluated by Toyota. The accessory and any damage to other components or altered performance of the vehicle that may be caused by the accessory are not covered by your vehicle's warranty and Toyota disclaims all liability therefor. Prototype shown with options. **2.** bZ Woodland Premium interior shown in Black SofTex® trim. Prototype shown. **3.** bZ Woodland Premium interior shown in Black SofTex® trim. Accessory shown is not designed, manufactured or evaluated by Toyota. The accessory and any damage to other components or altered performance of the vehicle that may be caused by the accessory are not covered by your vehicle's warranty and Toyota disclaims all liability therefor. Prototype shown. **4.** bZ Woodland Premium shown in Stepping Stone. Prototype shown using visual effects. **5.** EPA-estimated 281-mile comb total driving range rating for 2026 bZ Woodland and bZ Woodland Premium for fully charged vehicle with standard all-season tires operated under ideal driving conditions; 260-mile with available all-terrain tires. Use for comparison purposes only. Actual range will vary and may decrease significantly depending on speed, outside temperature, accessory use, how/where you drive, charging habits, and other factors. Battery capacity also decreases with time and use, which will reduce range. See [www.fueleconomy.gov](http://www.fueleconomy.gov) and Owner's Manual for details. **6.** bZ Woodland shown in Trueno Blue. Prototype shown. **7.** Do not overload vehicle and properly secure roof load. See Owner's Manual for weight limits and restrictions. bZ Woodland Premium shown in Stepping Stone with available all-terrain tires, accessory cross bars and Thule® 3L roof-mounted cargo box. Thule is a registered trademark of Thule Sweden AB. Accessory shown is not designed, manufactured or evaluated by Toyota. The accessory and any damage to other components or altered performance of the vehicle that may be caused by the accessory are not covered by your vehicle's warranty and Toyota disclaims all liability therefor. Prototype shown with options. **8.** bZ Woodland EV AWD drivetrain. Prototype shown using visual effects. **9.** Wireless charging may not be compatible with all mobile phones, smart devices, tablets, e-readers, MP3/WMA players and like products. **10.** May not be compatible with all mobile phones, smart devices, tablets, e-readers, MP3/WMA players and like models. **11.** bZ Woodland Premium interior shown in Black SofTex® trim. Prototype shown using visual effects. **12.** bZ Woodland Premium shown in Stepping Stone with available all-terrain tires. Prototype shown with options. **13.** bZ Woodland Premium shown in Stepping Stone with available all-terrain tires. Prototype shown with options. **14.** bZ Woodland shown in Trueno Blue with available accessory cross bars. Prototype shown with options. **15.** bZ Woodland Premium shown in Stepping Stone. Prototype shown. **16.** Do not overload vehicle and properly secure roof load. See Owner's Manual for weight limits and restrictions. bZ Woodland Premium shown in Stepping Stone with available all-terrain tires with accessory Thule® 3L roof-mounted cargo box and cross bars. Thule is a registered trademark of Thule Sweden AB. Accessory shown is not designed, manufactured or evaluated by Toyota. The accessory and any damage to other components or altered performance of the vehicle that may be caused by the accessory are not covered by your vehicle's warranty and Toyota disclaims all liability therefor. Prototype shown with options. **17.** This floor mat/floor liner was designed specifically for use in your model and model year vehicle and SHOULD NOT be used in any other vehicle. To avoid potential interference with pedal operation, each mat/liner must be secured with its fasteners. Do not install a floor mat/floor liner on top of an existing floor mat/floor liner. **18.** Rated for 1500 watts for a single outlet. See Owner's Manual for limitations. **19.** Cargo and load capacity limited by weight and distribution. Always properly secure cargo and cargo area. bZ Woodland Premium shown in Stepping Stone with available accessory tow hitch. Prototype shown with options. **20.** bZ Woodland Premium interior shown in Black SofTex® trim with standard all-weather floor mats. This floor mat/floor liner was designed specifically for use in your model and model year vehicle and SHOULD NOT be used in any other vehicle. To avoid potential interference with pedal operation, each mat/liner must be secured with its fasteners. Do not install a floor mat/floor liner on top of an existing floor mat/floor liner. Prototype shown. **21.** bZ Woodland Premium interior shown in Black SofTex® trim. Do not exceed 120V. See Owner's Manual for additional limitations and details. Prototype shown. **22.** Never tow beyond a vehicle's published towing capacities. Installation of a tow hitch receiver or other accessories located near the rear bumper may require disabling or removing the kick sensor, and the sensor operation setting in your vehicle should be turned off. Follow all instructions in your Owner's Manual. Do not overload vehicle and properly secure roof load. See Owner's Manual for weight limits and restrictions. bZ Woodland Premium shown in Stepping Stone with available all-terrain tires, accessory tow hitch and Thule® 3L roof-mounted cargo box. Thule is a registered trademark of Thule Sweden AB. Accessory shown is not designed, manufactured or evaluated by Toyota. The accessory and any damage to other components or altered performance of the vehicle that may be caused by the accessory are not covered by your vehicle's warranty and Toyota disclaims all liability therefor. Prototype shown with options. **23.** Use only with Toyota battery electric vehicles. **24.** For Toyota battery electric vehicles only. Access only available for V3 and V4 chargers. 2025 and earlier BEV models require adapter for use. **25.** Use only if aware of circumstances surrounding vehicle it is legal safe to do so (e.g., do not remotely start a gas engine vehicle in an enclosed space or if vehicle is occupied by a child). Remote Connect services vary by vehicle and are subject to change at any time without notice. Services depend on 4G network availability, a cellular connection and GPS signal. Without any one or more of these things, operability may be limited or precluded. Further, if and when 4G network changes or is discontinued, or the underlying technology required to support service becomes obsolete, then the services will not work and will need to be discontinued. Digital Key also requires Bluetooth® connectivity. Not available on manual transmissions. Services require account registration through Toyota app and acceptance of Connected Services Terms of Use at [toyota.com/content/dam/toyota/privacyvts/pdf/connected-services-terms-use.pdf](http://toyota.com/content/dam/toyota/privacyvts/pdf/connected-services-terms-use.pdf) and Master Data Consent. Data charges may apply. For Toyota's Connected Services' vehicle-generated data collection, use, sharing, and retention practices and agreements, see [toyota.com/support/privacy-notice/](http://toyota.com/support/privacy-notice/). Trial period begins on original purchase or lease date of new vehicle. Paid subscription required after trial (if applicable). Terms of Use apply. **26.** Automatic payment available at select stations only for compatible battery electric vehicles (stations shown on Toyota app). Requires an active subscription to Remote Connect that depends on 4G network availability and other factors. Service requires account registration through Toyota app and acceptance of Connected Services Terms of Use at [toyota.com/content/dam/toyota/privacyvts/pdf/connected-services-terms-use.pdf](http://toyota.com/content/dam/toyota/privacyvts/pdf/connected-services-terms-use.pdf) and Master Data Consent. Data charges may apply. **27.** A 240V NEMA 14-50 outlet is required for Level 2 charging. **28.** Use in colder temperatures to warm the battery and help optimize DC fast charging. May be activated automatically through vehicle's navigation system when a DC charging station is set as destination or activated manually. Preconditioning may not be available when battery's charge level is low. Use of preconditioning also may negatively impact range attainable. The automatic activation function requires an active subscription to Drive Connect that depends on 4G network availability and other factors. Service requires account registration through Toyota app and acceptance of Connected Services Terms of Use at [toyota.com/content/dam/toyota/privacyvts/pdf/connected-services-terms-use.pdf](http://toyota.com/content/dam/toyota/privacyvts/pdf/connected-services-terms-use.pdf) and Master Data Consent. Data charges may apply. **29.** Drive Connect services may vary and are subject to change at any time without notice. Availability and accuracy depend on 4G network availability, a cellular connection and GPS signal. Without any one or more of these things, operability may be limited or precluded. Further, if and when 4G network changes

## INFO AND DISCLOSURES

or is discontinued, or the underlying technology required to support service becomes obsolete, then services will not work, and will need to be discontinued. Services require account registration through Toyota app and acceptance of Connected Services Terms of Use at [toyota.com/content/dam/toyota/privacyvts/pdf/connected-services-terms-use.pdf](https://toyota.com/content/dam/toyota/privacyvts/pdf/connected-services-terms-use.pdf) and Master Data Consent. Data charges may apply. For Toyota's Connected Services' vehicle-generated data collection, use, sharing, and retention practices and agreements, see [toyota.com/support/privacy-notice/](https://toyota.com/support/privacy-notice/). Trial period begins on original purchase or lease date of new vehicle. Services may vary and are subject to change without notice. Requires app download/registration, acceptance of Terms of Use and subscription after trial (if applicable). Data charges may apply. **30.** An active Remote Connect trial or subscription is required to use the features mentioned in the Toyota app. **31.** Currently available for select Toyota BEV models throughout the U.S. and select Toyota PHEV models in California. Requires an active subscription to Remote Connect that depends on 4G network availability and other factors. Also requires account registration through Toyota app and acceptance of Connected Services Terms of Use at [toyota.com/content/dam/toyota/privacyvts/pdf/connected-services-terms-use.pdf](https://toyota.com/content/dam/toyota/privacyvts/pdf/connected-services-terms-use.pdf) and Master Data Consent. Before operating, refer to Owner's Manual for instructions and limitations. For vehicle eligibility, visit [toyota.com/connected-services/toyotaapp/](https://toyota.com/connected-services/toyotaapp/) or see your Toyota dealer. **32.** Standard 14-in. Audio Multimedia Touchscreen display shown. **33.** bZ Woodland interior shown in Stone Brown. Wireless charging may not be compatible with all mobile phones, smart devices, tablets, e-readers, MP3/WMA players and like products. Prototype shown. **34.** Service will automatically stop at the end of your trial subscription period unless you decide to continue service. Trial is non-transferable. If you do not wish to enjoy your trial, you can cancel by calling the number below. All SiriusXM services require a subscription, each sold separately by SiriusXM after the trial period. Service subject to the SiriusXM Customer Agreement and Privacy Policy, visit [siriusxm.com](https://siriusxm.com) for complete terms and how to cancel which includes online methods or calling 1-866-635-2349. Some services and features are subject to device capabilities and location availability. Satellite service not available in AK & HI. Content varies by SiriusXM subscription plan. All fees, content and features are subject to change. SiriusXM and related logos are trademarks of Sirius XM Radio Inc. and its respective subsidiaries. **35.** iPhone® is a registered trademark of Apple Inc. All rights reserved. **36.** Apple CarPlay® requires a compatible iPhone® with an active data plan. Check compatibility at <https://www.apple.com/ios/carplay/>. Operability depends on network availability, a cellular connection and GPS signal. Services vary by vehicle and are subject to change at any time without notice. Data charges may apply. To learn more, go to <https://www.toyota.com/audio-multimedia/>. To learn more about Toyota Connected Services data collection, use, sharing and retention practices, please visit <https://www.toyota.com/support/privacy-notice/>. Apple CarPlay® is a registered trademark of Apple Inc. **37.** Google, Android, Android Auto, Google Maps, and other marks are trademarks of Google LLC. Compatible Android phone and compatible active data plan required. **38.** Wireless use of Android Auto requires a compatible Android 11.0+ phone and compatible active data plan. Check [g.co/androidauto/requirements](https://g.co/androidauto/requirements) for compatibility. Operability depends on network availability, a cellular connection, and GPS signal. Services vary by vehicle and are subject to change at any time without notice. Data charges may apply. To learn more, go to <https://www.toyota.com/audio-multimedia/>. To learn more about Toyota's Connected Services data collection, use, sharing, and retention practices, please visit <https://www.toyota.com/support/privacy-notice/>. Google, Android, Android Auto, Google Maps, and other marks are trademarks of Google LLC. Compatible Android phone and compatible active data plan required. **39.** JBL® is a registered trademark of Harman International Industries, Inc. **40.** Service will automatically stop at the end of your trial subscription period unless you decide to continue service. Trial is non-transferable. If you do not wish to enjoy your trial, you can cancel by calling the number below. All SiriusXM services require a subscription, each sold separately by SiriusXM after the trial period. Service subject to the SiriusXM Customer Agreement and Privacy Policy, visit [siriusxm.com](https://siriusxm.com) for complete terms and how to cancel which includes online methods or calling 1-866-635-2349. Some services and features are subject to device capabilities and location availability. Satellite service not available in AK & HI. Content varies by SiriusXM subscription plan. All fees, content and features are subject to change. SiriusXM and related logos are trademarks of Sirius XM Radio Inc. and its respective subsidiaries. Standard 14-in. Audio Multimedia Touchscreen display shown. **41.** Apple CarPlay® requires a compatible iPhone® with an active data plan. Check compatibility at <https://www.apple.com/ios/carplay/>. Operability depends on network availability, a cellular connection and GPS signal. Services vary by vehicle and are subject to change at any time without notice. Data charges may apply. To learn more, go to <https://www.toyota.com/audio-multimedia/>. To learn more about Toyota Connected Services data collection, use, sharing and retention practices, please visit <https://www.toyota.com/support/privacy-notice/>. Apple CarPlay® is a registered trademark of Apple Inc. Standard 14-in. Audio Multimedia Touchscreen display shown. **42.** Wireless use of Android Auto requires a compatible Android 11.0+ phone and compatible active data plan. Check [g.co/androidauto/requirements](https://g.co/androidauto/requirements) for compatibility. Operability depends on network availability, a cellular connection, and GPS signal. Services vary by vehicle and are subject to change at any time without notice. Data charges may apply. To learn more, go to <https://www.toyota.com/audio-multimedia/>. To learn more about Toyota's Connected Services data collection, use, sharing, and retention practices, please visit <https://www.toyota.com/support/privacy-notice/>. Google, Android, Android Auto, Google Maps, and other marks are trademarks of Google LLC. Compatible Android phone and compatible active data plan required. Standard 14-in. Audio Multimedia Touchscreen display shown. **43.** Toyota Safety Sense™ effectiveness is dependent on many factors including road, weather and vehicle conditions. Drivers are responsible for their own safe driving. Always pay attention to your surroundings and drive safely. See Owner's Manual for limitations. **44.** The Pre-Collision System (PCS) with Pedestrian Detection (PD) is designed to determine if impact is imminent and help reduce impact speed and damage in certain frontal collisions involving a vehicle, a pedestrian, a bicycle, or a motorcyclist. PCS w/PD is not a substitute for safe and attentive driving. System effectiveness depends on many factors, such as speed, size and position of pedestrian or bicyclist and weather, light and road conditions. See Owner's Manual for limitations. **45.** Full-Speed Range Dynamic Radar Cruise Control is not a substitute for safe and attentive driving. See Owner's Manual for instructions and limitations. **46.** Lane Departure Alert with Steering Assist is designed to read visible lane markers under certain conditions. It provides a visual/audible alert and slight steering force when lane departure is detected. It is not a collision-avoidance system or a substitute for safe and attentive driving. Effectiveness depends on many factors including road, weather and vehicle conditions. See Owner's Manual for limitations. **47.** The Lane Tracing Assist (LTA) lane centering function is designed to read visible lane markers and detect other vehicles under certain conditions. It is only operational when DRCC is engaged. See Owner's Manual for limitations. **48.** Dynamic Radar Cruise Control is not a substitute for safe and attentive driving. See Owner's Manual for limitations. **49.** Road Sign Assist only recognizes certain road signs. See Owner's Manual for limitations. **50.** Automatic High Beams operate at speeds above 21 mph. See Owner's Manual for instructions and limitations. **51.** Proactive Driving Assist (PDA) is designed to detect certain objects or curves in the road and provide gentle braking and/or steering support. PDA is not a substitute for safe and attentive driving. System effectiveness depends on many factors, such as speed, size and position of detected objects and weather, light and road conditions. See Owner's Manual for additional limitations and details. **52.** Do not rely exclusively on Blind Spot Monitor. Look over shoulder and use turn signal. See Owner's Manual for limitations. **53.** Do not rely exclusively on the Rear Cross-Traffic Alert. Visually confirm clearance during use. See Owner's

## INFO AND DISCLOSURES

Manual for limitations. **54.** The Panoramic View Monitor does not provide a comprehensive view of the area surrounding your vehicle. Look around to confirm clearance. See Owner's Manual for limitations. **55.** Front and Rear Parking Assist with Automatic Braking (PA w/AB) may warn drivers of, and potentially brake for front and rear collisions with certain objects when traveling at low speeds. Drivers should visually confirm clearance during use. See Owner's Manual for instructions and limitations. **56.** Do not rely exclusively on Safe Exit Alert. Always look for approaching traffic before exiting the vehicle. See Owner's Manual for limitations. **57.** ToyotaCare covers normal factory scheduled maintenance for 1 year or 10,000 miles, whichever comes first, and 24/7 Roadside Assistance is for 2 years/unlimited mileage, with the following exceptions: (1) ToyotaCare for Mirai is 3 years/35,000 miles and ToyotaCare for vehicle model years 2026 and earlier is 2 years/25,000 miles; and (2) Roadside Assistance for Mirai, Prius, Toyota BEVs and PHEVs is 3 years/unlimited mileage. Roadside Assistance does not include parts and fluids, except limited emergency gas delivery. Towing distance up to 25 miles. Restrictions apply. ToyotaCare valid only in the continental U.S.; Roadside Assistance valid in continental U.S., Hawaii and Canada. See Toyota dealer for details and exclusions. **58.** Standard Blind Spot Monitor shown. Do not rely exclusively on Blind Spot Monitor. Look over shoulder and use turn signal. See Owner's Manual for limitations. **59.** Simulation shown. **60.** Cloud Navigation requires a trial or subscription to Drive Connect. Drive Connect availability and accuracy depend on certain factors outside of Toyota's control in order to operate, including 4G network availability, a cellular connection and GPS signal. Without any one or more of these things, operability may be limited or precluded. Services subject to change at any time without notice. Requires app download/registration and subscription after trial (if applicable). Terms of Use apply. Data charges may apply. See Owner's Manual and <https://www.toyota.com/connected-services/> for limitations. To learn about Toyota's Connected Services data collection, use, sharing and retention practices, visit <https://www.toyota.com/support/privacy-notice/>. **61.** Intelligent Assistant requires a trial or subscription to Drive Connect. Drive Connect availability and accuracy depend on certain factors outside of Toyota's control in order to operate, including 4G network availability, a cellular connection and GPS signal. Without any one or more of these things, operability may be limited or precluded. Services subject to change at any time without notice. Requires app download/registration and subscription after trial (if applicable). Terms of Use apply. Data charges may apply. See Owner's Manual and <https://www.toyota.com/connected-services/> for limitations. To learn about Toyota's Connected Services data collection, use, sharing and retention practices, visit <https://www.toyota.com/support/privacy-notice/>. **62.** On select models, Destination Assist will require a trial or subscription to Drive Connect. Drive Connect services may vary and are subject to change at any time without notice. Availability and accuracy depend on 4G network availability, a cellular connection and GPS signal. Without any one or more of these things, operability may be limited or precluded. Further, if and when 4G network changes or is discontinued, or the underlying technology required to support service becomes obsolete, then services will not work, and will need to be discontinued. Services require account registration through Toyota app and acceptance of Connected Services Terms of Use at [toyota.com/content/dam/toyota/privacyvts/pdf/connected-services-terms-use.pdf](https://www.toyota.com/content/dam/toyota/privacyvts/pdf/connected-services-terms-use.pdf) and Master Data Consent. Data charges may apply. For Toyota's Connected Services' vehicle-generated data collection, use, sharing, and retention practices and agreements, see [toyota.com/support/privacy-notice/](https://www.toyota.com/support/privacy-notice/). Trial period begins on original purchase or lease date of new vehicle. Services may vary and are subject to change without notice. Requires app download/registration, acceptance of Terms of Use and subscription after trial (if applicable). Data charges may apply. The Destination Assist trial period begins on original purchase or lease date of new vehicle. Paid subscription required after trial (if applicable). Terms of Use apply. **63.** Service not available everywhere or in every vehicle. Depends on 4G cellular network availability, a cellular connection and GPS signal. Without any one or more of these things, operability may be limited or precluded. Up to 5 devices can be supported using in-vehicle connectivity. Services may vary and are subject to change without notice. Data charges may apply. Requires separate subscriptions to third-party provider services. Valid in the contiguous U.S. and Alaska. Go to <https://myvehicle.att.com/#/toyota/learn?language=en=US> for terms and conditions. The Wi-Fi Connect trial begins at the time of enrollment and expires the earlier of 3GB data use or the 1-month trial period ends. Trial begins at activation and expires the earlier of 3 GB data use or 1 mo. Valid in contiguous U.S. and Alaska. See <https://myvehicle.att.com/#/toyota/learn?language=en=US> for terms and conditions. **64.** Safety Connect® services vary by vehicle and are subject to change at any time without notice. Services depend on 4G network availability, a cellular connection, and GPS signal. Without any one or more of these things, operability may be limited or precluded, including access to response center and emergency support. Further, if and when 4G network changes or is discontinued, or the underlying technology required to support service becomes obsolete, then the services will not work and will need to be discontinued. Stolen vehicle police report required to use Stolen Vehicle Locator. Services require account registration through Toyota app and acceptance of Connected Services Terms of Use at <https://www.toyota.com/content/dam/toyota/privacyvts/pdf/connectedservices-terms-use.pdf> and Master Data Consent. Data charges may apply. For Toyota's Connected Services' vehicle-generated data collection, use, sharing, and retention practices and agreements, see <https://www.toyota.com/support/privacy-notice/>. The Safety Connect® trial is included for a minimum of 5 years. 4G network dependent. **65.** Enhanced 24/7 Roadside Assistance allows use of in-vehicle SOS button to assist response agent to identify vehicle location. Unlimited mileage coverage effective with an active Safety Connect® trial or subscription that depends on certain factors, including 4G network availability. Services require account registration through the Toyota app and acceptance of Connected Services Terms of Use at [toyota.com/content/dam/toyota/privacyvts/pdf/connected-services-terms-use.pdf](https://www.toyota.com/content/dam/toyota/privacyvts/pdf/connected-services-terms-use.pdf) and Master Data Consent. Data charges may apply. For Toyota's Connected Services' vehicle-generated data collection, use, sharing, and retention practices and agreements, see [toyota.com/support/privacy-notice/](https://www.toyota.com/support/privacy-notice/). Enhanced Roadside Assistance does not include parts and fluids, except limited emergency gas delivery. Towing distance up to 25 miles. Restrictions apply. Service subject to change at any time. Available in the continental U.S. and Canada. See Toyota dealer for details and exclusions. **66.** Building and/or parking structures may limit system effectiveness. Stolen vehicle police report required to use Stolen Vehicle Locator. For additional assistance contact the Toyota Brand Engagement Center at 1-800-331-4331. **67.** Service Connect services vary by vehicle and are subject to change at any time without notice. Services depend on 4G network availability, a cellular connection, and GPS signal. Without any one or more of these things, operability may be limited or precluded. Further, if and when 4G network changes or is discontinued, or the underlying technology required to support service becomes obsolete, then the services will not work and will need to be discontinued. Information provided is based on the last time data was collected from the vehicle and is not real-time data. Services require account registration through Toyota app and acceptance of Connected Services Terms of Use at <https://www.toyota.com/content/dam/toyota/privacyvts/pdf/connected-services-terms-use.pdf> and Master Data Consent. Data charges may apply. For Toyota's Connected Services' vehicle-generated data collection, use, sharing, and retention practices and agreements, see <https://www.toyota.com/support/privacy-notice/>. The Service Connect trial is included for a minimum of 5 years. 4G network dependent. **68.** Available Destination Assist, part of Drive Connect, shown. On select models, Destination Assist will require a trial or subscription to Drive Connect. Drive Connect services may vary and are subject to change at any time without notice. Availability and accuracy depend on 4G network availability, a cellular

## INFO AND DISCLOSURES

connection and GPS signal. Without any one or more of these things, operability may be limited or precluded. Further, if and when 4G network changes or is discontinued, or the underlying technology required to support service becomes obsolete, then services will not work, and will need to be discontinued. Services require account registration through Toyota app and acceptance of Connected Services Terms of Use at [toyota.com/content/dam/toyota/privacyvts/pdf/connected-services-terms-use.pdf](https://toyota.com/content/dam/toyota/privacyvts/pdf/connected-services-terms-use.pdf) and Master Data Consent. Data charges may apply. For Toyota's Connected Services' vehicle-generated data collection, use, sharing, and retention practices and agreements, see [toyota.com/support/privacy-notice/](https://toyota.com/support/privacy-notice/). Trial period begins on original purchase or lease date of new vehicle. Services may vary and are subject to change without notice. Requires app download/registration, acceptance of Terms of Use and subscription after trial (if applicable). Data charges may apply. The Destination Assist trial period begins on original purchase or lease date of new vehicle. Paid subscription required after trial (if applicable). Terms of Use apply. Drive Connect services may vary and are subject to change at any time without notice. Availability and accuracy depend on 4G network availability, a cellular connection and GPS signal. Without any one or more of these things, operability may be limited or precluded. Further, if and when 4G network changes or is discontinued, or the underlying technology required to support service becomes obsolete, then services will not work, and will need to be discontinued. Services require account registration through Toyota app and acceptance of Connected Services Terms of Use at [toyota.com/content/dam/toyota/privacyvts/pdf/connected-services-terms-use.pdf](https://toyota.com/content/dam/toyota/privacyvts/pdf/connected-services-terms-use.pdf) and Master Data Consent. Data charges may apply. For Toyota's Connected Services' vehicle-generated data collection, use, sharing, and retention practices and agreements, see [toyota.com/support/privacy-notice/](https://toyota.com/support/privacy-notice/). Trial period begins on original purchase or lease date of new vehicle. Services may vary and are subject to change without notice. Requires app download/registration, acceptance of Terms of Use and subscription after trial (if applicable). Data charges may apply. 1-year trial included. **69.** Available Remote Connect shown. Use only if aware of circumstances surrounding vehicle it is legal safe to do so (e.g., do not remotely start a gas engine vehicle in an enclosed space or if vehicle is occupied by a child). Remote Connect services vary by vehicle and are subject to change at any time without notice. Services depend on 4G network availability, a cellular connection and GPS signal. Without any one or more of these things, operability may be limited or precluded. Further, if and when 4G network changes or is discontinued, or the underlying technology required to support service becomes obsolete, then the services will not work and will need to be discontinued. Digital Key also requires Bluetooth® connectivity. Not available on manual transmissions. Services require account registration through Toyota app and acceptance of Connected Services Terms of Use at [toyota.com/content/dam/toyota/privacyvts/pdf/connected-services-terms-use.pdf](https://toyota.com/content/dam/toyota/privacyvts/pdf/connected-services-terms-use.pdf) and Master Data Consent. Data charges may apply. For Toyota's Connected Services' vehicle-generated data collection, use, sharing, and retention practices and agreements, see [toyota.com/support/privacy-notice/](https://toyota.com/support/privacy-notice/). Trial period begins on original purchase or lease date of new vehicle. Paid subscription required after trial (if applicable). Terms of Use apply. **70.** Safety Connect® shown. Safety Connect® services vary by vehicle and are subject to change at any time without notice. Services depend on 4G network availability, a cellular connection, and GPS signal. Without any one or more of these things, operability may be limited or precluded, including access to response center and emergency support. Further, if and when 4G network changes or is discontinued, or the underlying technology required to support service becomes obsolete, then the services will not work and will need to be discontinued. Stolen vehicle police report required to use Stolen Vehicle Locator. Services require account registration through Toyota app and acceptance of Connected Services Terms of Use at <https://www.toyota.com/content/dam/toyota/privacyvts/pdf/connectedservices-terms-use.pdf> and Master Data Consent. Data charges may apply. For Toyota's Connected Services' vehicle-generated data collection, use, sharing, and retention practices and agreements, see <https://www.toyota.com/support/privacy-notice/>. The Safety Connect® trial is included for a minimum of 5 years. 4G network dependent. **71.** Service Connect shown. Service Connect services vary by vehicle and are subject to change at any time without notice. Services depend on 4G network availability, a cellular connection, and GPS signal. Without any one or more of these things, operability may be limited or precluded. Further, if and when 4G network changes or is discontinued, or the underlying technology required to support service becomes obsolete, then the services will not work and will need to be discontinued. Information provided is based on the last time data was collected from the vehicle and is not real-time data. Services require account registration through Toyota app and acceptance of Connected Services Terms of Use at <https://www.toyota.com/content/dam/toyota/privacyvts/pdf/connected-services-terms-use.pdf> and Master Data Consent. Data charges may apply. For Toyota's Connected Services' vehicle-generated data collection, use, sharing, and retention practices and agreements, see <https://www.toyota.com/support/privacy-notice/>. The Service Connect trial is included for a minimum of 5 years. 4G network dependent. **72.** Water, weather, dirt, and other conditions may cause the hands-free power liftgate sensor to not operate properly. See Owner's Manual for limitations. **73.** Extra-cost color. **74.** Concentrating on the road should always be your first priority while driving. **75.** Rated for 12 volts/10 amps. See Owner's Manual for additional limitations and details. **76.** HomeLink® and the HomeLink® house icon are registered trademarks of Gentex Corporation. **77.** Digital Key requires active Remote Connect subscription. Remote start/stop and/or lock/unlock and other features of Remote Connect are only available on select models. Use only if aware of circumstances surrounding the vehicle it is legal and safe to do so (e.g., do not remotely start a gas engine vehicle in an enclosed space or if the vehicle is occupied by a child). Remote Connect depends on certain factors outside of Toyota's control in order to operate, including 4G network availability, a cellular connection, and GPS signal. Without any one or more of these things, operability may be limited or precluded. Digital Key also requires Bluetooth® connectivity. Remote Connect is included with select paid Connected Services packages. See your Toyota dealer for details. Services may vary and are subject to change without notice. Services require account registration through the Toyota app and acceptance of the Connected Services Terms of Use at <https://www.toyota.com/content/dam/toyota/privacyvts/pdf/connected-services-terms-use.pdf> and Master Data Consent. Data charges may apply. For Toyota Connected Services' vehicle-generated data collection, use, sharing, and retention practices and agreements, see <https://www.toyota.com/support/privacy-notice/>. **78.** The backup camera does not provide a comprehensive view. Always look over shoulder and use outside mirrors. See Owner's Manual for limitations. **79.** Airbag systems supplement the seatbelts and are designed to inflate only under certain conditions and in certain types of severe collisions. Always wear seatbelt, sit upright in middle and as far back in seat as possible to help decrease risk of injury. Do not put objects in front of an airbag. See Owner's Manual for limitations. **80.** The Tire Pressure Monitor System alerts the driver when tire pressure is critically low. For optimal tire wear and performance, tire pressure should be checked regularly with a gauge; do not rely solely on the monitor system. See Owner's Manual for limitations and details. **81.** The immobilizer is a state-of-the-art anti-theft system that is initiated when you insert your key into the ignition switch or bring a Smart Key fob into the vehicle. The engine will only start if the code in the transponder chip inside the key/fob matches the code in the vehicle's immobilizer. The transponder chip is embedded in the key/fob and can be costly to replace. If you lose a key or fob, your Toyota dealer can help or go to [www.aloa.org](http://www.aloa.org) to find a qualified locksmith in your area who can perform high-security key service. **82.** Downhill Assist Control is designed to help driver maintain vehicle control and speed on steep, downhill descents and is

## INFO AND DISCLOSURES

not a substitute for safe driving judgment and practices. Factors including speed, grade, surface conditions and driver input can affect the DAC's ability to prevent loss of control. See Owner's Manual for additional limitations and details. **83.** Vehicle Stability Control is not a substitute for safe and attentive driving practices. Factors including speed, road conditions, weather and steering input can affect whether VSC will be effective. See Owner's Manual for limitations. **84.** Smart Stop Technology® will reduce power to help the brakes bring vehicle to a stop during certain contemporaneous brake and accelerator pedal applications. See Owner's Manual for limitations. **85.** When Vehicle Proximity Notification System is active, it is the driver's responsibility to maintain a lookout for pedestrians, cyclists, other cars and objects and to drive the vehicle in a safe and attentive manner to avoid making contact.



Toyota strives to build vehicles to match customer interest and thus they typically are built with popular options and option packages. Not all options/packages are available separately and some may not be available in all regions of the country. See [toyota.com](http://toyota.com) for information about options/packages commonly available in your area. If you would prefer a vehicle without any or with different options, contact your dealer to check for current availability or the possibility of placing a special order.

Color(s) depicted may vary based on multiple factors, including ambient lighting and the format in which it is being viewed (e.g., computer, mobile device or print).

Some vehicles are shown with available equipment. Seatbelts should be worn at all times. For details on vehicle specifications, standard features and available equipment in your area, contact your Toyota dealer. A vehicle with particular equipment may not be available at the dealership. Ask your Toyota dealer to help locate a specifically equipped vehicle.

All information presented herein is based on data available at the time of posting, is subject to change without notice and pertains specifically to mainland U.S.A. vehicles only. Vehicles shown may be prototypes, shown using visual effects and/or shown with options. Actual models may vary.

### LEGEND

 Vehicle Information	 Legal Disclosure
---	--

## WARRANTIES

---

Date and mileage limitations refer to whichever comes first from the date of first purchase. Warranty coverage is subject to other terms and conditions. Refer to applicable Warranty and Maintenance Guide for full details and for information regarding the Federal and California Emission Control Warranties, and Tire Limited Warranties. Emission coverages vary under Federal and California regulations.

The Electric Vehicle Drive Components Warranty (transaxle, traction battery, inverter with converter) is in effect for 8 years or 100,000 miles from the new vehicle purchase/lease date, whichever comes first. Warranty coverage is subject to other terms and conditions. Refer to applicable Warranty and Maintenance Guide for full details.



**Let's Go Places**